

# **Residential Condition Report**

**19 Smith Cres, Footscray, VIC 3011**



Report completed on Wednesday 05/02/2025

Prepared by Cassandra Hutchings

Form 4  
Residential Tenancies Act 1997 (Section 35(1B))

1. A condition report must be completed at the start of every residential rental agreement (rental agreement). It is important that the renter completes this report in detail as it records the state of the premises at the start of the rental agreement.

Keep the condition report in a safe place. It will help to resolve disputes over cleaning, damage, safety or missing items at the end of the agreement.

Take photos that show the condition of items, fixtures and fittings. Fixtures and fittings are items considered to be part of the premises. Photos should be taken at the beginning and at the end of the tenancy.

The renter and the residential rental provider (rental provider) or agent should sign and date all extra pages.

Renters can fill in a condition report and give it to their rental provider if they are not given one.

2. **At the start of a rental agreement** — At the start of a rental agreement and before a renter enters moves into the rented premises, the rental provider or their agent must—
- fill in, sign and date the condition report; and
  - add extra pages to the report if there is not enough room when listing items; and
  - give 2 copies of the signed report to the renter to fill in their part (or one copy if sending electronically).
3. At the start of a rental agreement, renters must fill in, sign and date the condition report within 5 business days after moving in. A completed report may help the renter verify the condition of the rented premises, if there is a later dispute about the renter's responsibility for damage or cleaning.

4. When filling out the condition report the renter should—

- include comments where they disagree with the description of an item and note anything which seems unsafe, insecurely fixed or needs repair; and

**Note:** where the condition report lists something needing repair, this provides the rental provider with written notice of the issue. If the rental provider does not carry out the repairs within a reasonable period of time, a renter can apply to the Victorian Civil and Administrative Tribunal (VCAT) for an order requiring the repairs to be carried out.

- take photos that show the condition of items—especially if the renter does not agree with what is on the form. Identify the location in which the photo is taken, including the date, and send a copy to the agent or rental provider together with the amended condition report; and

- tell the rental provider or their agent about any defect that could be a threat to safety. For more information on reporting safety issues, see the Renters Guide or [www.consumer.vic.gov.au/renting](http://www.consumer.vic.gov.au/renting).

5. **Correcting a condition report** — Renters may not be able to see if all of the items in the condition report are working when they fill in the report. If they subsequently find that something is not working or in poor repair, renters may apply to VCAT to correct the report. This must be done within 30 days after the start date of the agreement. VCAT may order that the condition report be amended.
6. **At the end of the agreement**—At the end of the agreement, the rental provider or their agent must—
- complete the final inspection and fill in the condition report within 10 days after the end date of the agreement; and
  - give the renter an opportunity to attend the inspection if possible; and
  - allow for fair wear and tear as this does not count as damage caused by the renter.

**Note:** where the renter is a victim of family or personal violence, VCAT may order that the renter is not to be held liable for any loss or damage caused by the alleged perpetrator of that violence.



Part A – Party Details

7. Dates of Condition Report

Inspection Date:	Wednesday 05/02/2025
Agreement Start Date:	Thursday 06/02/2025
Renter Received Date:	10:13 Thursday 06/02/2025
Report Return Date:	21:46 Tuesday 11/02/2025

8. Address of rented premises

Address:	19 Smith Cres, Footscray, VIC 3011
----------	------------------------------------

9. Rental Provider's Details

Full name 1	Yao Wang
Full name 2	Yuxuan Zhang

10. Agent's Details

Full name:	Cassandra Hutchings
Company Name:	Village Real Estate (Seddon) Pty Ltd

11. Renter's Details

Renter 1	Fabia Reichlin
Renter 2	Niklaus Messerli

Each renter that is a party to the agreement should sign this condition report.

**Note:** Rental providers and renters should take photos of the premises. Photos should be taken close-up to show detail regarding the structure, fixtures or fittings being photographed and at a distance for perspective. Photos should be dated, labeled and attached to this condition report, in hard copy or electronically; they should identify the location or room. Photos may be useful in a dispute about the condition of the rented premises.

Renter initially reviewed at 17:42 Tuesday 11/02/2025

Agent section	Renter section
<p>Each item has been given a column description of 'clean', 'undamaged', 'working'. Tick each column that applies to the item and make any necessary comments.</p>	<p>If you disagree with the agent's report of an item, make a comment in this section. You should also note anything which seems unsafe or may be an injury risk.</p>

Front door/screen door/locks	✓	✓	✓	Fair wear on front door. Door handles and door is functional and intact. Stains & marks showing throughout. Two glass panels. Screens intact with minor marks, no rips and tear. Functional locks & intact. Scuffing on locks. Entry front door flooring showing numerous marks. (34 photos, page 12)	✓	FOR WHOLE REPORT: The photos and videos in this report by us, the tenants, are available for download in high resolution here and will remain there for the whole tenancy: <a href="https://rain9.ch/photos_19smithcres_entry.z">https://rain9.ch/photos_19smithcres_entry.z</a>  SHA256 hash file fingerprint: 3ed2881b2f468465e2f089452acc04d9b8ee6 (1 photo, page 114)
Hall door	✓	✓	✓	Nil	✓	
Skirting Boards/walls	✓	✓	✓	Skirting boards and wall paints intact. minor marks showing on the walls. (12 photos, page 16)	✓	(2 photos, page 114)
Picture hooks	✓	✓	✓	Nil	✓	
Windows/screens/locks/blinds/curtains	✓	✓	✓	No screens, no blinds, no curtains. Clean from the inside and window intact. Marks showing showing on the outside. (7 photos, page 17)	✗	in addition: cracks in window, paint marks on window and door glass panel (3 photos, page 114)
Light fittings/ceiling	✓	✓	✓	Two functional downlights intact. One smoke detector intact. Ceiling appears clean and include condition, paint intact. Paint mark on the down covers. (6 photos, page 18)	✓	assuming include = in good (1 photo, page 114)
Floor coverings	✓	✓	✓	Timber floor boards intact and good condition. Minor damage. One shoe cabinet drawers in working order & clean. (11 photos, page 18)	✗	THROUGHOUT WHOLE HOUSE: Floors only superficially cleaned. Photo shows what white socks look like after 5 minutes. Red marks on shoe cupboard. (2 photos, page 114)
Power points	✓	✓	✓	Nil	✓	
Built in cupboard	✓	✓	✓	Shoe cardboard with drawers is clean and working order, handles are intact with minor marks showing - located near the entry door. Cardboard near the main bathroom upstairs is intact, little aged inside the wardrobe with minor scuffing. (16	✓	assuming cardboard = cupboard, Wallpaper inside cupboard stained and peeling. Cupboard also shows scuffings on outside. (4 photos, page 115)

Lounge room	Cln	Udg	Wkg	Agent comments <i>Cln = Clean, Udg = Undamaged, Wkg = Working</i>	Renter agrees	Renter comments <i>Renter initially reviewed at 18:14 Tuesday 11/02/2025</i>
Overall				(5 photos, page 21)		
Doors	✓	✓	✓	Shared glass door to bedroom three refer to notes to bedroom three. All in good condition and functional, scuffing on door handle and minor dents. Glass door facing the park has five glass panels, clean from the inside with no visible damage and in working order, one key in keyhole. (6 photos, page 21)	✗	Glass door facing balcony has non functional door handle (latch stuck) and deadbolt not securing properly. Some rust and peeling paint on window frames. Minor markings inside and out. (9 photos, page 115)
Walls	✓	✓	✓	Wall paint intact and in good condition with no major damage. TV bracket mounted onto the wall and intact, in good condition. (6 photos, page 22)	✗	Some scuffing and marking throughout, 10+ nail holes, hole near phone line plug (8 photos, page 116)
Picture hooks	✓	✓	✓	One nail intact. (2 photos, page 22)	✓	
Windows/screens/locks/blinds/curtains	✓	✓	✓	No screens. Brown curtains, white sheer curtains and rods all intact. Seventeen glass panels clean from inside, no cracks in glass. All intact & good condition. Stains on sheet curtains. (19 photos, page 23)	✗	Minor marks and paint splatters on glass panels, rust and peeling paint in places, window winder missing on RHS window, stains and paint marks on curtains, multiple markings and peeling paint on window sill. (12 photos, page 116)
Light fittings/ceilings	✓	✓	✓	Nine downlights intact and all functional. selling is clean with paint all intact, in good condition. (22 photos, page 25)	✗	Minor marks / some scuffing on ceiling, some downlights painted over, (4 photos, page 118)
Floor coverings/skirting boards	✓	✓	✓	Floorboards are all intact and in good condition minor scuffing showing. (10 photos, page 26)	✓	in addition: skirting boards coming off wall in places, some paint marks on floorboards (8 photos, page 118)
Power points/tv connections/ telephone connections	✓	✓	✓	All intact and appears to be in good condition. NBN box intact. (5 photos, page 27)	✓	Black box in image is not a modem (we assume that's what's meant by "NBN box") but a security camera control unit. Functionality of connectors apart from power points untested. (1 photo, page 119)
Heating/Cooling	✓	✓	✓	One functional Daikin inventor split system intact. Remote control is in the remote holder mounted onto the wall. Skirts skirting boards are all intact with no major damage showing. (11 photos, page 27)	✓	
Kitchen/Meals	Cln	Udg	Wkg	Agent comments <i>Cln = Clean, Udg = Undamaged, Wkg = Working</i>	Renter agrees	Renter comments <i>Renter initially reviewed at 18:35 Tuesday 11/02/2025</i>
Overall				(107 photos, page 28)		
Doors/balcony	✓	✓	✓	Doors with glass panels all intact with no cracks showing on the glass panels. Two keys provided for the door with one key in keyhole. Balcony appears clean, timber flooring in good condition with no major damage. All intact, handrails are intact and in good condition.	✗	Balcony not cleaned, one splintered timber slat, end caps of multiple balcony support struts missing, markings/peeling paint/rust on handrails, paint peeling under overhanging roof, roller shades dirty, tear in RHS roller shade. Door frames with rust and peeling paint in places (23 photos, page 119)
Walls	✓	✓	✓	Wall paints are all intact with no major damage showing	✗	Some scuffing and damage to walls in fridge cutout (3 photos, page 121)
Picture hooks	✓	✓	✓	Nil	✓	
Windows/screens/locks/blinds/curtains	✓	✓	✓	Brown curtains and sheer white curtains are intact with the rods. The windows and doors have glass panels with no cracks showing, locks and door handles are all intact. Two keys provided for the door with one key in keyhole.	✗	Spots and mutiple small scratches on glass panels, crack in one glass panel, some rust and peeling paint on window frames, RHS window winder missing (9 photos, page 121)
Ceiling/light fittings	✓	✓	✓	Ceiling paint oral in good condition and intact. Six downlights all intact and functional. No visible damage to the ceiling.	✗	Some markings on ceiling, one downlight painted over. Lights under cupboards flicker when turned on and trip main electricity circuit breaker. Potentially due to bent LED string behind range hood? (4 photos, page 122)
Floor coverings/skirting boards	✓	✓	✓	Timber floor boards are all in good condition as well as disc skirting boards, all intact	✗	Some minor damage to floorboards and skirting boards (10 photos, page 122)
Power points	✓	✓	✓	Six PowerPoint in all intact.	✓	
Cupboards/drawers	✓	✓	✓	Drawers and cupboards are all intact and functional, no visible damage. All in working order.	✗	Some scuffing inside cupboards (12 photos, page 123)
Bench tops	✓	✓	✓	Stone benchtop is in good condition with no chips or cracks showing. All appear to be clean.	✓	
Tiling	✓	✓	✓	Splashback tiles – grout are clean. All tiles are intact and in good condition with no visible damage.	✓	Black spots on grout, potentially mold (1 photo, page 124)
Sink/taps	✓	✓	✓	All intact with sink strainer, no visible damage, all in working order.	✓	
Hot plates/stove top/Exhaust fan/rangehood	✓	✓	✓	Three burners intact with Rangehood intact. all appears in good condition and clean, no visible damage. (1 video, page 37)	✓	Rangehood only clean-ish (2 photos, page 124)

Griller/oven	✓	✓	✓	Clean and in good condition with no visible damage. (1 video, page 37)	✓	
Dishwasher	✓	✓	✓	Bosch dishwasher clean, three racks. All in good condition. (1 video, page 37)	✗	dishwasher outside minor scratches and rust spots or dirt (3 photos, page 124)
Heating/Cooling	✓	✓	✓	Same as lounge room.	✓	
<b>Bedroom 1 LHS</b>	Cln	Udg	Wkg	<b>Agent comments</b> <i>Cln = Clean, Udg = Undamaged, Wkg = Working</i>	Renter agrees	<b>Renter comments</b> <i>Renter initially reviewed at 18:43 Tuesday 11/02/2025</i>
Overall				(14 photos, page 37)		
Doors	✓	✓	✓	Door handles showing scuffing. Door and door handle intact and functional. (4 photos, page 38)	✓	
Walls/picture hooks	✓	✓	✓	One hook and one nail intact. wall paint is intact and walls are in good condition, minor marks showing. Wardrobes covering most of the walls, unable to comment on that space. (16 photos, page 39)	✓	(3 photos, page 124)
Wardrobe/drawers	✓	✓	✓	Minor stains in the drawers. Wardrobe is clean, functional and in good condition. (15 photos, page 40)	✓	bent metal sheet at bottom of RHS wardrobe (1 photo, page 124)
Windows/screens/locks/blinds /curtains	✓	✓	✓	No blinds. Two black curtains, two sheer white curtains intact. RHS curtains are showing moulds. to rides intact. Six glass panels, clean from the outside, no cracks on the glass, windows and locks intact. Numerous scuffings & minor marks on window frame. (22 photos, page 42)	✗	Paint marks on black curtain. RHS window winder not engaging (couldn't upload video, available with high-res photos), LHS window winder doesn't fully close window. Minor scratches on glass panels (8 photos, page 124)
Light fittings/ceilings	✓	✓	✓	One down light working order and intact. Ceiling paint intact, minor marks showing. (10 photos, page 44)	✓	
Floor coverings/skirting boards	✓	✓	✓	Timber floorboards are intact and no visible damage. Skirting boards intact with minor scuffing. (13 photos, page 45)	✗	Minor damage to floorboards. (2 photos, page 125)
Power points	✓	✓	✓	One PowerPoint intact. (1 photo, page 46)	✓	
Heating/Cooling	✓	✓	✓	Nil	✓	
<b>Bedroom 2 RHS</b>	Cln	Udg	Wkg	<b>Agent comments</b> <i>Cln = Clean, Udg = Undamaged, Wkg = Working</i>	Renter agrees	<b>Renter comments</b> <i>Renter initially reviewed at 18:49 Tuesday 11/02/2025</i>
Overall				(7 photos, page 46)		
Doors	✓	✓	✓	Wanna picture hook intact in front of the door, worn door handles. Door and door handles are intact, scuffing on door. (7 photos, page 46)	✓	
Picture hooks	✓	✓	✓	Front of the door intact. One nail intact. (4 photos, page 47)	✓	
Walls	✓	✓	✓	The wall paint are in good condition. Minor scuffing. (15 photos, page 47)	✓	(1 photo, page 125)
Wardrobe/drawers	✓	✓	✓	Mark showing on the right hand side of the wardrobe. Wardrobe in good condition, drawers are functional. All in good condition. (4 photos, page 48)	✓	
Windows/screens/locks/blinds /curtains	✓	✓	✓	Two dark grey curtains with two sheer white curtains, two rods all are intact. Six glass panels and clean from the inside. Winders and locks are all intact. No blinds. (10 photos, page 49)	✓	LHS sheer curtains moldy, minor tear. Paint marks on dark curtains. Window winders missing, towel hook on RHS window, some rust and peeling paint on window frames. (12 photos, page 125)
Light fittings/ceilings	✓	✓	✓	Ceiling paint is intact with one down light working order and intact. (5 photos, page 50)	✗	Some markings on holes on ceiling (2 photos, page 127)
Floor coverings/skirting boards	✓	✓	✓	Floorboards are intact and in good condition. Skateboards are intact and showing minor scuffing and marks. (7 photos, page 50)	✓	(1 photo, page 127)
Power points	✓	✓	✓	Two power points intact. (2 photos, page 51)	✓	
Heating/Cooling	✓	✓	✓	Fujitsu split system intact. Remote in remote holder mounted on the wall. (4 photos, page 51)	✓	



<b>Bedroom 3 RHS near the staircase</b>	Cln	Udg	Wkg	<b>Agent comments</b> <i>Cln = Clean, Udg = Undamaged, Wkg = Working</i>	Renter agrees	<b>Renter comments</b> <i>Renter initially reviewed at 18:56 Tuesday 11/02/2025</i>
Overall				(15 photos, page 51)		
Doors	✓	✓	✓	Minor damage behind door. Door handles and door are intact and in working order. Minor coughing. Glass door facing the lounge room in working order with no cracks showing, sixteen glass panels intact – all in working order, minor dents showing. (11 photos, page 53)	✓	(1 photo, page 127)
Walls/ skirting boards	✓	✓	✓	Visible scuffing and marks. paint are all intact. The walls are in fair condition. All skirting boards are intact with minor scuffing. (9 photos, page 54)	✗	Skirting boards coming off wall in places (12 photos, page 127)
Picture hooks	✓	✓	✓	Nil	✓	one screw, remains of two picture hooks (2 photos, page 128)
Wardrobe/drawers	✓	✓	✓	Cabinet with six glass panels, shelves inside – all intact and clean. (19 photos, page 55)	✓	
Windows/screens/locks/blinds/curtains	✓	✓	✓	Two curtains and one rod intact. No blinds. Windows are clean from the inside. Locks and windows are all intact. Moulds on both curtains. (20 photos, page 56)	✓	RHS window winder missing, some rust and peeling paint on window frames (7 photos, page 128)
Light fittings/ceilings	✓	✓	✓	Two downlights in working order and intact. Be selling paint are all intact, minor crack above the window frame as well as movement showing. Marks around the down light. (12 photos, page 59)	✓	
Floor coverings	✓	✓	✓	Timber floor boards are all in good condition and intact. Minor dents showing. (9 photos, page 60)	✓	(2 photos, page 129)
Power points	✓	✓	✓	Three power points intact. (3 photos, page 60)	✓	Functionalit of antenna port not tested. (1 photo, page 129)
Heating/Cooling	✓	✓	✓	Nil.	✓	
<b>Bedroom 4 Downstairs Near The Staircase</b>	Cln	Udg	Wkg	<b>Agent comments</b> <i>Cln = Clean, Udg = Undamaged, Wkg = Working</i>	Renter agrees	<b>Renter comments</b> <i>Renter initially reviewed at 18:59 Tuesday 11/02/2025</i>
Overall				(59 photos, page 61)		
Doors	✓	✓	✓	Sliding door in working order with paint stainsshowing and intact.	✓	Eyelet of hook on door missing. (1 photo, page 129)
Walls	✓	✓	✓	Wall paint intact. Numerous marks, dents & scuffing.	✓	
Picture hooks	✓	✓	✓	Three picture hooks intact.	✓	
Skirting boards	✓	✓	✓	Skirting boards are showing marks, intact with no major damage (4 photos, page 66)	✓	
Wardrobe/drawers	✓	✓	✓	Nil	✓	
Windows/screens/locks/blinds/curtains	✓	✓	✓	Two glass panels with one screen, no visible cracks on the glass, all intact minor scratches showing. Locks & windows intact. Two clean cream curtains with one rod intact and in good condition.	✓	Scratches on windowsill. No key for window lock. (1 photo, page 129)
Ceiling	✓	✓	✓	Ceiling is clean, paint in tact and ceiling in good condition.	✗	small damage to ceiling in one place (1 photo, page 129)
Light fittings	✓	✓	✓	Two light fittings intact and in working order.	✓	
Floor coverings	✓	✓	✓	Floorboards all intact with no major damage, grout are clean. (1 photo, page 67)	✓	
Power points	✓	✓	✓	Two power points intact.	✓	
Heating/Cooling	✓	✓	✓	Nil	✓	

<b>Bedroom 5 Downstairs Near The Door</b>	Cln	Udg	Wkg	<b>Agent comments</b> <i>Cln = Clean, Udg = Undamaged, Wkg = Working</i>	Renter agrees	<b>Renter comments</b> <i>Renter initially reviewed at 20:00 Tuesday 11/02/2025</i>
Overall				(124 photos, page 67)		
Doors	✓	✓	✓	Sliding door with glass panel all intact and working order, minor paint peeled off. No cracks on the glass panel.	✓	
Walls	✓	✓	✓	Wall paint intact. Numerous marks, stains and scuffing.	✓	(7 photos, page 130)
Picture hooks	✓	✓	✓	Seven picture hooks and two nails all intact.	✓	
Skirting boards	✓	✓	✓	Skirting boards is intact and in good condition, minor scuffing and marks showing.	✓	
Wardrobe/drawers	✓	✓	✓	Wardrobes are in good condition and intact, scuffing and marks on the inside and outside. No drawers.	✓	
Windows/screens/locks/blinds /curtains	✓	✓	✓	No blinds. Window glass panels intact with one screen. no cracks to the glass, clean from the inside, locks intact. Two blue curtains with one rod intact and in working order. All in good condition.	✓	
Ceiling/light fittings	✓	✓	✓	Too late fittings intact with one light fitting working order. selling paint intact and in good condition.	✓	Assuming too late = two light. Light fitting on ceiling with dead insects. Small damage to ceiling near light fitting. Light fitting on wall not functioning. (2 photos, page 130)
Floor coverings	✓	✓	✓	Floorboards are all intact with clean grout, minor stains showing and no visible damage.	✓	Grout also stained in places. (2 photos, page 131)
Power points	✓	✓	✓	Two PowerPoint intact.	✓	
Heating/Cooling	✓	✓	✓	Nil	✓	
<b>Main Bathroom</b>	Cln	Udg	Wkg	<b>Agent comments</b> <i>Cln = Clean, Udg = Undamaged, Wkg = Working</i>	Renter agrees	<b>Renter comments</b> <i>Renter initially reviewed at 20:09 Tuesday 11/02/2025</i>
Overall				(12 photos, page 77)		
Doors	✓	✓	✓	Don't handle and door in working order and intact (2 photos, page 78)	✗	door handle mounted at off angle, glass panel stained. (1 photo, page 131)
Walls/floor coverings/tilings	✓	✓	✓	Grout is clean with no cracks in the tiles. Tile flooring in good condition and intact. no cracks or damage. (16 photos, page 79)	✓	Grout discolored in places. (3 photos, page 131)
Picture hooks	✓	✓	✓	Nil	✓	towel hook near mirror (1 photo, page 131)
Skirting boards	✓	✓	✓	Nil. Tiling through out.	✓	
Windows/screens/locks/blinds/curtains	✓	✓	✓	No screens, no blinds, no curtains and no locks. 29 glass panels, window all intact and in good condition. (3 photos, page 80)	✓	Grout between glass blocks discolored, possibly moldy. Grout around window crumbling. (4 photos, page 131)
Light fittings/ceilings	✓	✓	✓	Two functional downlights intact, one functional exhaust fan intact. The ceiling paint is in good condition and all appears to be clean. One manhole with fingerprints showing. (9 photos, page 80)	✓	Small crack in ceiling paint near window. (1 photo, page 131)
Power points	✓	✓	✓	Four power points intact. (4 photos, page 81)	✓	
Bath/taps	✓	✓	✓	Nil	✓	
Shower screen/taps/shower	✓	✓	✓	All is clean and in good condition. Grout in the shower are clean, tiles are all intact with no visible damage. Shower units are all in good condition and intact. (17 photos, page 81)	✗	Top of shower head dirty. (1 photo, page 132)
Wash basin/taps/mirror/cabinet	✓	✓	✓	All are intact and in good condition with no major damage. Stain in the drawer sink. Taps and mirror are all intact. (10 photos, page 83)	✓	Tap scuffed, pull out tap loose (couldn't upload video, see high-res photo archive). Grout behind sink peeling and stained, possibly moldy. (4 photos, page 132)
Towel rails	✓	✓	✓	All I in good condition and intact, mounted onto the wall. (4 photos, page 84)	✓	
Toilet	✓	✓	✓	In working order and all intact no cracks showing. (6 photos, page 84)	✗	Velcro on toilet seat, toilet paper holder loose (couldn't upload video, see high-res photo archive) (1 photo, page 132)
Exhaust fan/heating	✓	✓	✓	Functional exhaust fan, appears to be clean and intact. (3 photos, page 84)	✓	
Heating/Cooling	✓	✓	✓	Nil	✓	

Main Bathroom #2/laundry	Cln	Udg	Wkg	Agent comments	Renter agrees	Renter comments
				<i>Cln = Clean, Udg = Undamaged, Wkg = Working</i>		<i>Renter initially reviewed at 20:23 Tuesday 11/02/2025</i>
Overall				(99 photos, page 85)		
Doors	✓	✓	✓	Entry front door with glass panels in working order and good condition with minor dent showing.	✓	(7 photos, page 132)
Walls	✓	✓	✓	Wall paint intact with minor marks and scuffing, minor paint peeled off.	✓	(4 photos, page 133)
Picture hooks	✓	✓	✓	One visible feature hook.	✓	
Skirting boards	✓	✓	✓	Skirting boards are intact and in good condition.	✗	Skirting boards missing in places (3 photos, page 133)
Tiling	✓	✓	✓	Tiles are intact with minor grout discolouration with no major damage.	✓	
Windows/screens/locks/blinds/curtains	✓	✓	✓	Blind intact with one screen. Showing a little dust. Locks intact. No cracks on the window glass panels. Appears in good condition.	✗	Curtain stained, possible moldy (1 photo, page 133)
Ceiling/light fittings	✓	✓	✓	Three downlights in working order and intact. selling paint intact and in good condition.	✗	Various nail holes in ceiling (2 photos, page 133)
Floor coverings	✓	✓	✓	Tile floor coverings are intact, Grout discolouration, no visible damage and in good condition.	✓	floor tiles stained as well (2 photos, page 133)
Power points	✓	✓	✓	Two power points.	✓	
Bath/taps	✓	✓	✓	Taps and bath, push plug and tiles are all intact with no visible damage. Grouts are clean. All in good condition. One mirror near the bath tub on the wall is in tact, clean and in good condition.	✓	calcite deposits on fixtures (1 photo, page 134)
Shower/screen/taps	✓	✓	✓	The taps, screen and shower are all clean and intact. The tiles in the shower are all intact and minor grout discolouration, no cracks in the tiles. All in good condition.	✗	paint spots on fixtures (1 photo, page 134)
Wash basin/bench tops/taps	✓	✓	✓	All these area is clean with no major damage and all intact.	✗	grout moldy and cracked, paint spots on fixtures and tiling (7 photos, page 134)
Mirror	✓	✓	✓	Mirror with cabinet all in good condition, minor dent showing on the middle mirror and all intact.	✓	some stains and scuffing inside cabinets (3 photos, page 134)
Cabinet	✓	✓	✓	Nil	✓	
Towel rails	✓	✓	✓	In good condition and intact	✓	
Toilet	✓	✓	✓	Toilet unit all intact with no damage and working order, toilet roll holder intact. One screen and lock intact with no cracks to the window glass panel and appears to not be clean. Paint peeled off from the window frame base. Toilet sliding door in working order and in good condition.	✓	No door handle on inside of sliding door, some verdigris on toilet flush buttons (2 photos, page 135)
Exhaust fan/heating	✓	✓	✓	Intact and in good condition, working order.	✓	
Heating/Cooling	✓	✓	✓	Nil	✓	

General - Inside	Cln	Udg	Wkg	Agent comments <i>Cln = Clean, Udg = Undamaged, Wkg = Working</i>	Renter agrees	Renter comments <i>Renter initially reviewed at 21:18 Tuesday 11/02/2025</i>
Overall				(42 photos, page 94)		
Staircases	✓	✓	✓	Red staircase intact. Paint peeling off from the hand rails.	✓	Staircase not cleaned. Walls scuffed behind railings. What appears to be motion detection lights supposed to illuminate steps not working. Stains and pen scribbles upstairs on staircase ledge. (8 photos, page 135)
Security system	✓	✓	✓	Nil	✓	
Keys	✓	✓	✓		✓	
Intercom/security phone	✓	✓	✓	Nil	✓	
Phone lines/Connections	✓	✓	✓	In lounge room	✓	no phone plane, not able to test (1 photo, page 135)
Air conditioning/heating	✓	✓	✓	In lounge room.	✓	
Smoke detectors	✓	✓	✓	Two smoke detectors intact and in good condition. (4 photos, page 97)	✓	
Heating/cooling outside/hallway downstairs	✓	✓	✓	Hallway downstairs is in good condition with one TV racket mounted to the wall and in good condition with no damage. Floorboards are intact with no major damage, grout is clean. Walls are in good condition with one picture hook intact. Skirting boards are intact and in good condition. Ceiling paint intact with one light fitting and one smoke detector all intact and appears in good condition. Two mirrors, one intact and on the wall, second mirror is hanging over the door near the stairs. Doors with glass panels in good condition with no cracks showing/ one key in keyhole, two curtains and one rod intact and appears to be clean and in good condition. One power point intact.  Heating/cooling unit located outside left-hand side and intact, in good condition. (6 photos, page 98)	✗	Wallpaper stained and coming off in places, some scuffing and stains on walls, minor scuffing on skirting boards. Ceiling light painted over. Spots on glass doors to garden. Two power points working. Small holes in LHS curtains. (17 photos, page 136)
General - Outside	Cln	Udg	Wkg	Agent comments <i>Cln = Clean, Udg = Undamaged, Wkg = Working</i>	Renter agrees	Renter comments <i>Renter initially reviewed at 21:30 Tuesday 11/02/2025</i>
Overall				(26 photos, page 98)		
Balcony/porch	✓	✓	✓	Front porch - polished timber flooring & concrete flooring in good condition, all intact. Minor damage to timber flooring stairs. (11 photos, page 100)	✓	Some slats in stairs close to breaking (couldn't upload video, see high-res photo archive). (5 photos, page 137)
Garage/car port	✓	✓	✓	Stains and cracks showing on the concrete flooring. Garage is clean, garage roller door appears to be in good condition and intact. Pot plants are on the right hand side all in good condition with healthy plants. (25 photos, page 101)	✓	
Gates/fences	✓	✓	✓	The gates and fences are standing tall and all intact, all in good condition. No fences on the RHS. (23 photos, page 103)	✓	
Letterbox	✓	✓	✓	Letterbox is secured and intact, in good condition with no damage. (4 photos, page 105)	✗	debris in letter box (1 photo, page 137)
Hot water system	✓	✓	✓	Rinnai - intact and appears to be in good condition. (3 photos, page 106)	✓	(1 photo, page 137)
Clothes line	✓	✓	✓	Functional and intact, in good condition condition. (3 photos, page 106)	✓	
Front garden	✓	✓	✓	Garden bed is weed free with mulch throughout the garden beds. Healthy plants and flowers, well maintained. (15 photos, page 106)	✓	
Back and side garden	✓	✓	✓	Maintained. (11 photos, page 107)	✗	Cracked concrete floor tiles on southeastern side of house. Some superfluous building parts of sides of house. Outside AC units dusty. Crawlspace in southwestern full of building parts, not further investigated. Cover of what appears to be telecommunication device hanging loose. (21 photos, page 138)
Pool fence and gate	✓	✓	✓	Nil	✓	
Spa fence and gate	✓	✓	✓	Nil	✓	
Water tanks	✓	✓	✓	Nil	✓	
Vermin proof rubbish bin	✓	✓	✓	Nil	✓	
Recycling bins/green waste	✓	✓	✓	Bins are full, these are on the street in front of the driveway waiting for bin collection day. All appears to be intact and in good condition. (10 photos, page 108)	✓	



Storage shed	✓	✓	✓	Storage cabinet inside with locks, one key provided LHS wardrobe and in keyhole. Shed is clean with concrete brick flooring. Black shed is secured and locked away, unable to open. (23 photos, page 109)	✗	Wooden cabinet pictured in grey shed absent. Lawn mower slightly rusty. No key for RHS storage cabinet. Black shed door opens on the right - some debris and damaged shelves inside, cracked concrete floor, wall towards house buckling. (11 photos, page 140)
Storage cage	✓	✓	✓	Nil	✓	
Car park	✓	✓	✓	Nil	✓	
NBN	✓	✓	✓	In lounge room.	✗	If "NBN" refers to the black box pictured in the living area upstairs, this is a security camera control unit. (1 photo, page 141)

Agent Inspection Photos (1125 photos)

Entrance Hall: Overall (photo 1 of 6)



Entrance Hall: Overall (photo 2 of 6)



Entrance Hall: Overall (photo 3 of 6)



Entrance Hall: Overall (photo 4 of 6)



Entrance Hall: Overall (photo 5 of 6)



Entrance Hall: Overall (photo 6 of 6)



Entrance Hall: Front door/screen door/locks (photo 1 of 34)



Entrance Hall: Front door/screen door/locks (photo 2 of 34)



Entrance Hall: Front door/screen door/locks (photo 3 of 34)



**Entrance Hall:** Front door/screen door/locks  
(photo 4 of 34)



**Entrance Hall:** Front door/screen door/locks  
(photo 5 of 34)



**Entrance Hall:** Front door/screen door/locks  
(photo 6 of 34)



**Entrance Hall:** Front door/screen door/locks  
(photo 7 of 34)



**Entrance Hall:** Front door/screen door/locks  
(photo 8 of 34)



**Entrance Hall:** Front door/screen door/locks  
(photo 9 of 34)



**Entrance Hall:** Front door/screen door/locks  
(photo 10 of 34)



**Entrance Hall:** Front door/screen door/locks  
(photo 11 of 34)



**Entrance Hall:** Front door/screen door/locks  
(photo 12 of 34)





**Entrance Hall:** Front door/screen door/locks  
(photo 13 of 34)



**Entrance Hall:** Front door/screen door/locks  
(photo 14 of 34)



**Entrance Hall:** Front door/screen door/locks  
(photo 15 of 34)



**Entrance Hall:** Front door/screen door/locks  
(photo 16 of 34)



**Entrance Hall:** Front door/screen door/locks  
(photo 17 of 34)



**Entrance Hall:** Front door/screen door/locks  
(photo 18 of 34)



**Entrance Hall:** Front door/screen door/locks  
(photo 19 of 34)



**Entrance Hall:** Front door/screen door/locks  
(photo 20 of 34)



**Entrance Hall:** Front door/screen door/locks  
(photo 21 of 34)





**Entrance Hall:** Front door/screen door/locks  
(photo 22 of 34)



**Entrance Hall:** Front door/screen door/locks  
(photo 23 of 34)



**Entrance Hall:** Front door/screen door/locks  
(photo 24 of 34)



**Entrance Hall:** Front door/screen door/locks  
(photo 25 of 34)



**Entrance Hall:** Front door/screen door/locks  
(photo 26 of 34)



**Entrance Hall:** Front door/screen door/locks  
(photo 27 of 34)



**Entrance Hall:** Front door/screen door/locks  
(photo 28 of 34)



**Entrance Hall:** Front door/screen door/locks  
(photo 29 of 34)



**Entrance Hall:** Front door/screen door/locks  
(photo 30 of 34)



**Entrance Hall:** Front door/screen door/locks (photo 31 of 34)



**Entrance Hall:** Front door/screen door/locks (photo 32 of 34)



**Entrance Hall:** Front door/screen door/locks (photo 33 of 34)



**Entrance Hall:** Front door/screen door/locks (photo 34 of 34)



**Entrance Hall:** Skirting Boards/walls (photo 1 of 12)



**Entrance Hall:** Skirting Boards/walls (photo 2 of 12)



**Entrance Hall:** Skirting Boards/walls (photo 3 of 12)



**Entrance Hall:** Skirting Boards/walls (photo 4 of 12)



**Entrance Hall:** Skirting Boards/walls (photo 5 of 12)





Entrance Hall: Skirting Boards/walls (photo 6 of 12)



Entrance Hall: Skirting Boards/walls (photo 7 of 12)



Entrance Hall: Skirting Boards/walls (photo 8 of 12)



Entrance Hall: Skirting Boards/walls (photo 9 of 12)



Entrance Hall: Skirting Boards/walls (photo 10 of 12)



Entrance Hall: Skirting Boards/walls (photo 11 of 12)



Entrance Hall: Skirting Boards/walls (photo 12 of 12)



Entrance Hall: Windows/screens/locks/blinds/curtains (photo 1 of 7)



Entrance Hall: Windows/screens/locks/blinds/curtains (photo 2 of 7)



Entrance Hall:  
Windows/screens/locks/blinds/curtains (photo 3 of 7)



Entrance Hall:  
Windows/screens/locks/blinds/curtains (photo 4 of 7)



Entrance Hall:  
Windows/screens/locks/blinds/curtains (photo 5 of 7)




Entrance Hall:  
Windows/screens/locks/blinds/curtains (photo 6 of 7)



Entrance Hall:  
Windows/screens/locks/blinds/curtains (photo 7 of 7)




Entrance Hall: Light fittings/ceiling (photo 1 of 6)



Entrance Hall: Light fittings/ceiling (photo 2 of 6)



Entrance Hall: Light fittings/ceiling (photo 3 of 6)




Entrance Hall: Light fittings/ceiling (photo 4 of 6)



Entrance Hall: Light fittings/ceiling (photo 5 of 6)



Entrance Hall: Light fittings/ceiling (photo 6 of 6)



Entrance Hall: Floor coverings (photo 1 of 11)





Entrance Hall: Floor coverings (photo 2 of 11)



Entrance Hall: Floor coverings (photo 3 of 11)



Entrance Hall: Floor coverings (photo 4 of 11)



Entrance Hall: Floor coverings (photo 5 of 11)



Entrance Hall: Floor coverings (photo 6 of 11)



Entrance Hall: Floor coverings (photo 7 of 11)



Entrance Hall: Floor coverings (photo 8 of 11)



Entrance Hall: Floor coverings (photo 9 of 11)



Entrance Hall: Floor coverings (photo 10 of 11)



Entrance Hall: Floor coverings (photo 11 of 11)



Entrance Hall: Built in cupboard (photo 1 of 16)



Entrance Hall: Built in cupboard (photo 2 of 16)





Entrance Hall: Built in cupboard (photo 3 of 16)



Entrance Hall: Built in cupboard (photo 4 of 16)



Entrance Hall: Built in cupboard (photo 5 of 16)



Entrance Hall: Built in cupboard (photo 6 of 16)




Entrance Hall: Built in cupboard (photo 7 of 16)



Entrance Hall: Built in cupboard (photo 8 of 16)



Entrance Hall: Built in cupboard (photo 9 of 16)



Entrance Hall: Built in cupboard (photo 10 of 16)



Entrance Hall: Built in cupboard (photo 11 of 16)



Entrance Hall: Built in cupboard (photo 12 of 16)



Entrance Hall: Built in cupboard (photo 13 of 16)



Entrance Hall: Built in cupboard (photo 14 of 16)



Entrance Hall: Built in cupboard (photo 15 of 16)



Entrance Hall: Built in cupboard (photo 16 of 16)



Lounge room: Overall (photo 1 of 5)



Lounge room: Overall (photo 2 of 5)



Lounge room: Overall (photo 3 of 5)



Lounge room: Overall (photo 4 of 5)



Lounge room: Overall (photo 5 of 5)



Lounge room: Doors (photo 1 of 6)



Lounge room: Doors (photo 2 of 6)



Lounge room: Doors (photo 3 of 6)



Lounge room: Doors (photo 4 of 6)



Lounge room: Doors (photo 5 of 6)



Lounge room: Doors (photo 6 of 6)



Lounge room: Walls (photo 1 of 6)



Lounge room: Walls (photo 2 of 6)



Lounge room: Walls (photo 3 of 6)



Lounge room: Walls (photo 4 of 6)



Lounge room: Walls (photo 5 of 6)



Lounge room: Walls (photo 6 of 6)



Lounge room: Picture hooks (photo 1 of 2)



Lounge room: Picture hooks (photo 2 of 2)





Lounge room:  
Windows/screens/locks/blinds/curtains (photo 1 of 19)



Lounge room:  
Windows/screens/locks/blinds/curtains (photo 2 of 19)



Lounge room:  
Windows/screens/locks/blinds/curtains (photo 3 of 19)



Lounge room:  
Windows/screens/locks/blinds/curtains (photo 4 of 19)



Lounge room:  
Windows/screens/locks/blinds/curtains (photo 5 of 19)




Lounge room:  
Windows/screens/locks/blinds/curtains (photo 6 of 19)



Lounge room:  
Windows/screens/locks/blinds/curtains (photo 7 of 19)



Lounge room:  
Windows/screens/locks/blinds/curtains (photo 8 of 19)



Lounge room:  
Windows/screens/locks/blinds/curtains (photo 9 of 19)






**Lounge room:**  
Windows/screens/locks/blinds/curtains (photo 10 of 19)



**Lounge room:**  
Windows/screens/locks/blinds/curtains (photo 11 of 19)



**Lounge room:**  
Windows/screens/locks/blinds/curtains (photo 12 of 19)



**Lounge room:**  
Windows/screens/locks/blinds/curtains (photo 13 of 19)



**Lounge room:**  
Windows/screens/locks/blinds/curtains (photo 14 of 19)



**Lounge room:**  
Windows/screens/locks/blinds/curtains (photo 15 of 19)



**Lounge room:**  
Windows/screens/locks/blinds/curtains (photo 16 of 19)



**Lounge room:**  
Windows/screens/locks/blinds/curtains (photo 17 of 19)



**Lounge room:**  
Windows/screens/locks/blinds/curtains (photo 18 of 19)



**Lounge room:**  
Windows/screens/locks/blinds/curtains (photo 19 of 19)




**Lounge room:** Light fittings/ceilings (photo 1 of 22)



**Lounge room:** Light fittings/ceilings (photo 2 of 22)



**Lounge room:** Light fittings/ceilings (photo 3 of 22)



**Lounge room:** Light fittings/ceilings (photo 4 of 22)



**Lounge room:** Light fittings/ceilings (photo 5 of 22)



**Lounge room:** Light fittings/ceilings (photo 6 of 22)



**Lounge room:** Light fittings/ceilings (photo 7 of 22)



**Lounge room:** Light fittings/ceilings (photo 8 of 22)



**Lounge room:** Light fittings/ceilings (photo 9 of 22)



**Lounge room:** Light fittings/ceilings (photo 10 of 22)



**Lounge room:** Light fittings/ceilings (photo 11 of 22)





Lounge room: Light fittings/ceilings (photo 12 of 22)



Lounge room: Light fittings/ceilings (photo 13 of 22)



Lounge room: Light fittings/ceilings (photo 14 of 22)



Lounge room: Light fittings/ceilings (photo 15 of 22)



Lounge room: Light fittings/ceilings (photo 16 of 22)



Lounge room: Light fittings/ceilings (photo 17 of 22)



Lounge room: Light fittings/ceilings (photo 18 of 22)



Lounge room: Light fittings/ceilings (photo 19 of 22)



Lounge room: Light fittings/ceilings (photo 20 of 22)



Lounge room: Light fittings/ceilings (photo 21 of 22)



Lounge room: Light fittings/ceilings (photo 22 of 22)



Lounge room: Floor coverings/skirting boards (photo 1 of 10)



Lounge room: Floor coverings/skirting boards (photo 2 of 10)



Lounge room: Floor coverings/skirting boards (photo 3 of 10)



Lounge room: Floor coverings/skirting boards (photo 4 of 10)



**Lounge room:** Floor coverings/skirting boards (photo 5 of 10)



**Lounge room:** Floor coverings/skirting boards (photo 6 of 10)



**Lounge room:** Floor coverings/skirting boards (photo 7 of 10)



**Lounge room:** Floor coverings/skirting boards (photo 8 of 10)




**Lounge room:** Floor coverings/skirting boards (photo 9 of 10)



**Lounge room:** Floor coverings/skirting boards (photo 10 of 10)



**Lounge room:** Power points/tv connections/telephone connections (photo 1 of 5)



**Lounge room:** Power points/tv connections/telephone connections (photo 2 of 5)



**Lounge room:** Power points/tv connections/telephone connections (photo 3 of 5)



**Lounge room:** Power points/tv connections/telephone connections (photo 4 of 5)



**Lounge room:** Power points/tv connections/telephone connections (photo 5 of 5)



**Lounge room:** Heating/Cooling (photo 1 of 11)





Lounge room: Heating/Cooling (photo 2 of 11)



Lounge room: Heating/Cooling (photo 3 of 11)



Lounge room: Heating/Cooling (photo 4 of 11)



Lounge room: Heating/Cooling (photo 5 of 11)



Lounge room: Heating/Cooling (photo 6 of 11)



Lounge room: Heating/Cooling (photo 7 of 11)



Lounge room: Heating/Cooling (photo 8 of 11)



Lounge room: Heating/Cooling (photo 9 of 11)



Lounge room: Heating/Cooling (photo 10 of 11)



Lounge room: Heating/Cooling (photo 11 of 11)



Kitchen/Meals: Overall (photo 1 of 107)



Kitchen/Meals: Overall (photo 2 of 107)



Kitchen/Meals: Overall (photo 3 of 107)



Kitchen/Meals: Overall (photo 4 of 107)



Kitchen/Meals: Overall (photo 5 of 107)



Kitchen/Meals: Overall (photo 6 of 107)



Kitchen/Meals: Overall (photo 7 of 107)



Kitchen/Meals: Overall (photo 8 of 107)



Kitchen/Meals: Overall (photo 9 of 107)



Kitchen/Meals: Overall (photo 10 of 107)



Kitchen/Meals: Overall (photo 11 of 107)



Kitchen/Meals: Overall (photo 12 of 107)



Kitchen/Meals: Overall (photo 13 of 107)



Kitchen/Meals: Overall (photo 14 of 107)





Kitchen/Meals: Overall (photo 15 of 107)



Kitchen/Meals: Overall (photo 16 of 107)



Kitchen/Meals: Overall (photo 17 of 107)



Kitchen/Meals: Overall (photo 18 of 107)



Kitchen/Meals: Overall (photo 19 of 107)



Kitchen/Meals: Overall (photo 20 of 107)



Kitchen/Meals: Overall (photo 21 of 107)



Kitchen/Meals: Overall (photo 22 of 107)



Kitchen/Meals: Overall (photo 23 of 107)



Kitchen/Meals: Overall (photo 24 of 107)



Kitchen/Meals: Overall (photo 25 of 107)



Kitchen/Meals: Overall (photo 26 of 107)



Kitchen/Meals: Overall (photo 27 of 107)



Kitchen/Meals: Overall (photo 28 of 107)



Kitchen/Meals: Overall (photo 29 of 107)



Kitchen/Meals: Overall (photo 30 of 107)



Kitchen/Meals: Overall (photo 31 of 107)



Kitchen/Meals: Overall (photo 32 of 107)



Kitchen/Meals: Overall (photo 33 of 107)



Kitchen/Meals: Overall (photo 34 of 107)



Kitchen/Meals: Overall (photo 35 of 107)



Kitchen/Meals: Overall (photo 36 of 107)



Kitchen/Meals: Overall (photo 37 of 107)




Kitchen/Meals: Overall (photo 38 of 107)





Kitchen/Meals: Overall (photo 39 of 107)



Kitchen/Meals: Overall (photo 40 of 107)




Kitchen/Meals: Overall (photo 41 of 107)



Kitchen/Meals: Overall (photo 42 of 107)



Kitchen/Meals: Overall (photo 43 of 107)



Kitchen/Meals: Overall (photo 44 of 107)



Kitchen/Meals: Overall (photo 45 of 107)



Kitchen/Meals: Overall (photo 46 of 107)



Kitchen/Meals: Overall (photo 47 of 107)



Kitchen/Meals: Overall (photo 48 of 107)



Kitchen/Meals: Overall (photo 49 of 107)



Kitchen/Meals: Overall (photo 50 of 107)



Kitchen/Meals: Overall (photo 51 of 107)



Kitchen/Meals: Overall (photo 52 of 107)



Kitchen/Meals: Overall (photo 53 of 107)



Kitchen/Meals: Overall (photo 54 of 107)



Kitchen/Meals: Overall (photo 55 of 107)



Kitchen/Meals: Overall (photo 56 of 107)



Kitchen/Meals: Overall (photo 57 of 107)



Kitchen/Meals: Overall (photo 58 of 107)



Kitchen/Meals: Overall (photo 59 of 107)



Kitchen/Meals: Overall (photo 60 of 107)



Kitchen/Meals: Overall (photo 61 of 107)



Kitchen/Meals: Overall (photo 62 of 107)





Kitchen/Meals: Overall (photo 63 of 107)



Kitchen/Meals: Overall (photo 64 of 107)



Kitchen/Meals: Overall (photo 65 of 107)



Kitchen/Meals: Overall (photo 66 of 107)



Kitchen/Meals: Overall (photo 67 of 107)



Kitchen/Meals: Overall (photo 68 of 107)



Kitchen/Meals: Overall (photo 69 of 107)



Kitchen/Meals: Overall (photo 70 of 107)



Kitchen/Meals: Overall (photo 71 of 107)



Kitchen/Meals: Overall (photo 72 of 107)



Kitchen/Meals: Overall (photo 73 of 107)



Kitchen/Meals: Overall (photo 74 of 107)





Kitchen/Meals: Overall (photo 75 of 107)



Kitchen/Meals: Overall (photo 76 of 107)



Kitchen/Meals: Overall (photo 77 of 107)



Kitchen/Meals: Overall (photo 78 of 107)



Kitchen/Meals: Overall (photo 79 of 107)



Kitchen/Meals: Overall (photo 80 of 107)



Kitchen/Meals: Overall (photo 81 of 107)



Kitchen/Meals: Overall (photo 82 of 107)



Kitchen/Meals: Overall (photo 83 of 107)



Kitchen/Meals: Overall (photo 84 of 107)



Kitchen/Meals: Overall (photo 85 of 107)



Kitchen/Meals: Overall (photo 86 of 107)





Kitchen/Meals: Overall (photo 87 of 107)



Kitchen/Meals: Overall (photo 88 of 107)



Kitchen/Meals: Overall (photo 89 of 107)



Kitchen/Meals: Overall (photo 90 of 107)



Kitchen/Meals: Overall (photo 91 of 107)



Kitchen/Meals: Overall (photo 92 of 107)



Kitchen/Meals: Overall (photo 93 of 107)



Kitchen/Meals: Overall (photo 94 of 107)




Kitchen/Meals: Overall (photo 95 of 107)



Kitchen/Meals: Overall (photo 96 of 107)




Kitchen/Meals: Overall (photo 97 of 107)



Kitchen/Meals: Overall (photo 98 of 107)



Kitchen/Meals: Overall (photo 99 of 107)



Kitchen/Meals: Overall (photo 100 of 107)



Kitchen/Meals: Overall (photo 101 of 107)





Kitchen/Meals: Overall (photo 102 of 107)



Kitchen/Meals: Overall (photo 103 of 107)



Kitchen/Meals: Overall (photo 104 of 107)



Kitchen/Meals: Overall (photo 105 of 107)



Kitchen/Meals: Overall (photo 106 of 107)



Kitchen/Meals: Overall (photo 107 of 107)



Kitchen/Meals: Hot plates/stove top/Exhaust fan/rangehood (photo 1 of 1)



Kitchen/Meals: Griller/oven (photo 1 of 1)



Kitchen/Meals: Dishwasher (photo 1 of 1)



Bedroom 1 LHS: Overall (photo 1 of 14)



Bedroom 1 LHS: Overall (photo 2 of 14)



Bedroom 1 LHS: Overall (photo 3 of 14)





Bedroom 1 LHS: Overall (photo 4 of 14)



Bedroom 1 LHS: Overall (photo 5 of 14)



Bedroom 1 LHS: Overall (photo 6 of 14)



Bedroom 1 LHS: Overall (photo 7 of 14)



Bedroom 1 LHS: Overall (photo 8 of 14)



Bedroom 1 LHS: Overall (photo 9 of 14)



Bedroom 1 LHS: Overall (photo 10 of 14)



Bedroom 1 LHS: Overall (photo 11 of 14)



Bedroom 1 LHS: Overall (photo 12 of 14)



Bedroom 1 LHS: Overall (photo 13 of 14)



Bedroom 1 LHS: Overall (photo 14 of 14)



Bedroom 1 LHS: Doors (photo 1 of 4)



Bedroom 1 LHS: Doors (photo 2 of 4)



Bedroom 1 LHS: Doors (photo 3 of 4)



Bedroom 1 LHS: Doors (photo 4 of 4)



Bedroom 1 LHS: Walls/picture hooks (photo 1 of 16)



Bedroom 1 LHS: Walls/picture hooks (photo 2 of 16)



Bedroom 1 LHS: Walls/picture hooks (photo 3 of 16)



Bedroom 1 LHS: Walls/picture hooks (photo 4 of 16)



Bedroom 1 LHS: Walls/picture hooks (photo 5 of 16)



Bedroom 1 LHS: Walls/picture hooks (photo 6 of 16)





Bedroom 1 LHS: Walls/picture hooks (photo 7 of 16)



Bedroom 1 LHS: Walls/picture hooks (photo 8 of 16)



Bedroom 1 LHS: Walls/picture hooks (photo 9 of 16)



Bedroom 1 LHS: Walls/picture hooks (photo 10 of 16)



Bedroom 1 LHS: Walls/picture hooks (photo 11 of 16)



Bedroom 1 LHS: Walls/picture hooks (photo 12 of 16)



Bedroom 1 LHS: Walls/picture hooks (photo 13 of 16)



Bedroom 1 LHS: Walls/picture hooks (photo 14 of 16)



Bedroom 1 LHS: Walls/picture hooks (photo 15 of 16)




Bedroom 1 LHS: Walls/picture hooks (photo 16 of 16)



Bedroom 1 LHS: Wardrobe/drawers (photo 1 of 15)



Bedroom 1 LHS: Wardrobe/drawers (photo 2 of 15)



Bedroom 1 LHS: Wardrobe/drawers (photo 3 of 15)



Bedroom 1 LHS: Wardrobe/drawers (photo 4 of 15)



Bedroom 1 LHS: Wardrobe/drawers (photo 5 of 15)



Bedroom 1 LHS: Wardrobe/drawers (photo 6 of 15)



Bedroom 1 LHS: Wardrobe/drawers (photo 7 of 15)



Bedroom 1 LHS: Wardrobe/drawers (photo 8 of 15)



Bedroom 1 LHS: Wardrobe/drawers (photo 9 of 15)



Bedroom 1 LHS: Wardrobe/drawers (photo 10 of 15)



Bedroom 1 LHS: Wardrobe/drawers (photo 11 of 15)





Bedroom 1 LHS: Wardrobe/drawers (photo 12 of 15)



Bedroom 1 LHS: Wardrobe/drawers (photo 13 of 15)



Bedroom 1 LHS: Wardrobe/drawers (photo 14 of 15)



Bedroom 1 LHS: Wardrobe/drawers (photo 15 of 15)



Bedroom 1 LHS: Windows/screens/locks/blinds /curtains (photo 1 of 22)



Bedroom 1 LHS: Windows/screens/locks/blinds /curtains (photo 2 of 22)



Bedroom 1 LHS: Windows/screens/locks/blinds /curtains (photo 3 of 22)



Bedroom 1 LHS: Windows/screens/locks/blinds /curtains (photo 4 of 22)



Bedroom 1 LHS: Windows/screens/locks/blinds /curtains (photo 5 of 22)



Bedroom 1 LHS: Windows/screens/locks/blinds /curtains (photo 6 of 22)



Bedroom 1 LHS: Windows/screens/locks/blinds /curtains (photo 7 of 22)



Bedroom 1 LHS: Windows/screens/locks/blinds /curtains (photo 8 of 22)



Bedroom 1 LHS: Windows/screens/locks/blinds /curtains (photo 9 of 22)



Bedroom 1 LHS: Windows/screens/locks/blinds /curtains (photo 10 of 22)



Bedroom 1 LHS: Windows/screens/locks/blinds /curtains (photo 11 of 22)



Bedroom 1 LHS: Windows/screens/locks/blinds /curtains (photo 12 of 22)



Bedroom 1 LHS: Windows/screens/locks/blinds /curtains (photo 13 of 22)



Bedroom 1 LHS: Windows/screens/locks/blinds /curtains (photo 14 of 22)



Bedroom 1 LHS: Windows/screens/locks/blinds /curtains (photo 15 of 22)



Bedroom 1 LHS: Windows/screens/locks/blinds /curtains (photo 16 of 22)



Bedroom 1 LHS: Windows/screens/locks/blinds /curtains (photo 17 of 22)





**Bedroom 1 LHS:** Windows/screens/locks/blinds /curtains (photo 20 of 22)




**Bedroom 1 LHS:** Light fittings/ceilings (photo 1 of 10)





**Bedroom 1 LHS:** Light fittings/ceilings (photo 4 of 10)



**Bedroom 1 LHS:** Light fittings/ceilings (photo 7 of 10)



**Bedroom 1 LHS:** Light fittings/ceilings (photo 10 of 10)



**Bedroom 1 LHS:** Floor coverings/skirting boards (photo 1 of 13)



**Bedroom 1 LHS:** Floor coverings/skirting boards (photo 2 of 13)



**Bedroom 1 LHS:** Floor coverings/skirting boards (photo 3 of 13)



**Bedroom 1 LHS:** Floor coverings/skirting boards (photo 4 of 13)



**Bedroom 1 LHS:** Floor coverings/skirting boards (photo 5 of 13)




**Bedroom 1 LHS:** Floor coverings/skirting boards (photo 6 of 13)



**Bedroom 1 LHS:** Floor coverings/skirting boards (photo 7 of 13)



**Bedroom 1 LHS:** Floor coverings/skirting boards (photo 8 of 13)



**Bedroom 1 LHS:** Floor coverings/skirting boards (photo 9 of 13)



**Bedroom 1 LHS:** Floor coverings/skirting boards (photo 10 of 13)



**Bedroom 1 LHS:** Floor coverings/skirting boards (photo 11 of 13)



**Bedroom 1 LHS:** Floor coverings/skirting boards (photo 12 of 13)





**Bedroom 1 LHS:** Floor coverings/skirting boards [\(photo 13 of 13\)](#)



**Bedroom 1 LHS:** Power points [\(photo 1 of 1\)](#)



**Bedroom 2 RHS:** Overall [\(photo 1 of 7\)](#)



**Bedroom 2 RHS:** Overall [\(photo 2 of 7\)](#)



**Bedroom 2 RHS:** Overall [\(photo 3 of 7\)](#)



**Bedroom 2 RHS:** Overall [\(photo 4 of 7\)](#)



**Bedroom 2 RHS:** Overall [\(photo 5 of 7\)](#)



**Bedroom 2 RHS:** Overall [\(photo 6 of 7\)](#)



**Bedroom 2 RHS:** Overall [\(photo 7 of 7\)](#)



**Bedroom 2 RHS:** Doors [\(photo 1 of 7\)](#)



**Bedroom 2 RHS:** Doors [\(photo 2 of 7\)](#)



**Bedroom 2 RHS:** Doors [\(photo 3 of 7\)](#)



Bedroom 2 RHS: Doors (photo 4 of 7)



Bedroom 2 RHS: Doors (photo 5 of 7)



Bedroom 2 RHS: Doors (photo 6 of 7)



Bedroom 2 RHS: Doors (photo 7 of 7)



Bedroom 2 RHS: Picture hooks (photo 1 of 4)



Bedroom 2 RHS: Picture hooks (photo 2 of 4)



Bedroom 2 RHS: Picture hooks (photo 3 of 4)




Bedroom 2 RHS: Picture hooks (photo 4 of 4)



Bedroom 2 RHS: Walls (photo 1 of 15)



Bedroom 2 RHS: Walls (photo 2 of 15)



Bedroom 2 RHS: Walls (photo 3 of 15)



Bedroom 2 RHS: Walls (photo 4 of 15)





Bedroom 2 RHS: Walls (photo 5 of 15)




Bedroom 2 RHS: Walls (photo 6 of 15)




Bedroom 2 RHS: Walls (photo 7 of 15)



Bedroom 2 RHS: Walls (photo 8 of 15)




Bedroom 2 RHS: Walls (photo 9 of 15)



Bedroom 2 RHS: Walls (photo 10 of 15)



Bedroom 2 RHS: Walls (photo 11 of 15)



Bedroom 2 RHS: Walls (photo 12 of 15)



Bedroom 2 RHS: Walls (photo 13 of 15)



Bedroom 2 RHS: Walls (photo 14 of 15)



Bedroom 2 RHS: Walls (photo 15 of 15)



Bedroom 2 RHS: Wardrobe/drawers (photo 1 of 4)



Bedroom 2 RHS: Wardrobe/drawers (photo 2 of 4)



Bedroom 2 RHS: Wardrobe/drawers (photo 3 of 4)



Bedroom 2 RHS: Wardrobe/drawers (photo 4 of 4)



Bedroom 2 RHS: Windows/screens/locks/blinds /curtains (photo 1 of 10)



Bedroom 2 RHS: Windows/screens/locks/blinds /curtains (photo 2 of 10)



Bedroom 2 RHS: Windows/screens/locks/blinds /curtains (photo 3 of 10)



Bedroom 2 RHS: Windows/screens/locks/blinds /curtains (photo 4 of 10)



Bedroom 2 RHS: Windows/screens/locks/blinds /curtains (photo 5 of 10)



Bedroom 2 RHS: Windows/screens/locks/blinds /curtains (photo 6 of 10)





**Bedroom 2 RHS:**  
Windows/screens/locks/blinds /curtains (photo 7 of 10)



**Bedroom 2 RHS:**  
Windows/screens/locks/blinds /curtains (photo 8 of 10)




**Bedroom 2 RHS:**  
Windows/screens/locks/blinds /curtains (photo 9 of 10)



**Bedroom 2 RHS:**  
Windows/screens/locks/blinds /curtains (photo 10 of 10)



**Bedroom 2 RHS:** Light fittings/ceilings (photo 1 of 5)




**Bedroom 2 RHS:** Light fittings/ceilings (photo 2 of 5)



**Bedroom 2 RHS:** Light fittings/ceilings (photo 3 of 5)



**Bedroom 2 RHS:** Light fittings/ceilings (photo 4 of 5)



**Bedroom 2 RHS:** Light fittings/ceilings (photo 5 of 5)



**Bedroom 2 RHS:** Floor coverings/skirting boards (photo 1 of 7)



**Bedroom 2 RHS:** Floor coverings/skirting boards (photo 2 of 7)



**Bedroom 2 RHS:** Floor coverings/skirting boards (photo 3 of 7)



**Bedroom 2 RHS:** Floor coverings/skirting boards (photo 4 of 7)



**Bedroom 2 RHS:** Floor coverings/skirting boards (photo 5 of 7)



**Bedroom 2 RHS:** Floor coverings/skirting boards (photo 6 of 7)



**Bedroom 2 RHS:** Floor coverings/skirting boards (photo 7 of 7)



**Bedroom 2 RHS:** Power points (photo 1 of 2)



**Bedroom 2 RHS:** Power points (photo 2 of 2)



**Bedroom 2 RHS:** Heating/Cooling (photo 1 of 4)



**Bedroom 2 RHS:** Heating/Cooling (photo 2 of 4)



**Bedroom 2 RHS:** Heating/Cooling (photo 3 of 4)



**Bedroom 2 RHS:** Heating/Cooling (photo 4 of 4)



**Bedroom 3 RHS near the staircase:** Overall (photo 1 of 15)



**Bedroom 3 RHS near the staircase:** Overall (photo 2 of 15)





Bedroom 3 RHS near the staircase: Overall  
(photo 3 of 15)



Bedroom 3 RHS near the staircase: Overall  
(photo 4 of 15)



Bedroom 3 RHS near the staircase: Overall  
(photo 5 of 15)



Bedroom 3 RHS near the staircase: Overall  
(photo 6 of 15)



Bedroom 3 RHS near the staircase: Overall  
(photo 7 of 15)



Bedroom 3 RHS near the staircase: Overall  
(photo 8 of 15)




Bedroom 3 RHS near the staircase: Overall  
(photo 9 of 15)



Bedroom 3 RHS near the staircase: Overall  
(photo 10 of 15)



Bedroom 3 RHS near the staircase: Overall  
(photo 11 of 15)



Bedroom 3 RHS near the staircase: Overall  
(photo 12 of 15)



Bedroom 3 RHS near the staircase: Overall  
(photo 13 of 15)



Bedroom 3 RHS near the staircase: Overall  
(photo 14 of 15)



Bedroom 3 RHS near the staircase: Overall  
(photo 15 of 15)



Bedroom 3 RHS near the staircase: Doors  
(photo 1 of 11)



Bedroom 3 RHS near the staircase: Doors  
(photo 2 of 11)



Bedroom 3 RHS near the staircase: Doors  
(photo 3 of 11)



Bedroom 3 RHS near the staircase: Doors  
(photo 4 of 11)



Bedroom 3 RHS near the staircase: Doors  
(photo 5 of 11)



Bedroom 3 RHS near the staircase: Doors  
(photo 6 of 11)



Bedroom 3 RHS near the staircase: Doors  
(photo 7 of 11)



Bedroom 3 RHS near the staircase: Doors  
(photo 8 of 11)





Bedroom 3 RHS near the staircase: Doors  
(photo 9 of 11)



Bedroom 3 RHS near the staircase: Doors  
(photo 10 of 11)



Bedroom 3 RHS near the staircase: Doors  
(photo 11 of 11)



Bedroom 3 RHS near the staircase: Walls/  
skirting boards (photo 1 of 9)



Bedroom 3 RHS near the staircase: Walls/  
skirting boards (photo 2 of 9)



Bedroom 3 RHS near the staircase: Walls/  
skirting boards (photo 3 of 9)



Bedroom 3 RHS near the staircase: Walls/  
skirting boards (photo 4 of 9)



Bedroom 3 RHS near the staircase: Walls/  
skirting boards (photo 5 of 9)



Bedroom 3 RHS near the staircase: Walls/  
skirting boards (photo 6 of 9)



Bedroom 3 RHS near the staircase: Walls/ skirting boards (photo 7 of 9)



Bedroom 3 RHS near the staircase: Walls/ skirting boards (photo 8 of 9)



Bedroom 3 RHS near the staircase: Walls/ skirting boards (photo 9 of 9)



Bedroom 3 RHS near the staircase: Wardrobe/drawers (photo 1 of 19)



Bedroom 3 RHS near the staircase: Wardrobe/drawers (photo 2 of 19)



Bedroom 3 RHS near the staircase: Wardrobe/drawers (photo 3 of 19)



Bedroom 3 RHS near the staircase: Wardrobe/drawers (photo 4 of 19)



Bedroom 3 RHS near the staircase: Wardrobe/drawers (photo 5 of 19)



Bedroom 3 RHS near the staircase: Wardrobe/drawers (photo 6 of 19)



Bedroom 3 RHS near the staircase: Wardrobe/drawers (photo 7 of 19)



Bedroom 3 RHS near the staircase: Wardrobe/drawers (photo 8 of 19)



Bedroom 3 RHS near the staircase: Wardrobe/drawers (photo 9 of 19)





**Bedroom 3 RHS near the staircase:**  
Wardrobe/drawers (photo 10 of 19)



**Bedroom 3 RHS near the staircase:**  
Wardrobe/drawers (photo 11 of 19)



**Bedroom 3 RHS near the staircase:**  
Wardrobe/drawers (photo 12 of 19)



**Bedroom 3 RHS near the staircase:**  
Wardrobe/drawers (photo 13 of 19)



**Bedroom 3 RHS near the staircase:**  
Wardrobe/drawers (photo 14 of 19)



**Bedroom 3 RHS near the staircase:**  
Wardrobe/drawers (photo 15 of 19)



**Bedroom 3 RHS near the staircase:**  
Wardrobe/drawers (photo 16 of 19)



**Bedroom 3 RHS near the staircase:**  
Wardrobe/drawers (photo 17 of 19)



**Bedroom 3 RHS near the staircase:**  
Wardrobe/drawers (photo 18 of 19)



**Bedroom 3 RHS near the staircase:**  
Wardrobe/drawers (photo 19 of 19)



**Bedroom 3 RHS near the staircase:**  
Windows/screens/locks/blinds/curtains (photo 1 of 20)



**Bedroom 3 RHS near the staircase:**  
Windows/screens/locks/blinds/curtains (photo 2 of 20)



**Bedroom 3 RHS near the staircase:**  
Windows/screens/locks/blinds/curtains (photo 3 of 20)




**Bedroom 3 RHS near the staircase:**  
Windows/screens/locks/blinds/curtains (photo 4 of 20)



**Bedroom 3 RHS near the staircase:**  
Windows/screens/locks/blinds/curtains (photo 5 of 20)



**Bedroom 3 RHS near the staircase:**  
Windows/screens/locks/blinds/curtains (photo 6 of 20)



**Bedroom 3 RHS near the staircase:**  
Windows/screens/locks/blinds/curtains (photo 7 of 20)



**Bedroom 3 RHS near the staircase:**  
Windows/screens/locks/blinds/curtains (photo 8 of 20)



**Bedroom 3 RHS near the staircase:**  
Windows/screens/locks/blinds/curtains (photo 9 of 20)



**Bedroom 3 RHS near the staircase:**  
Windows/screens/locks/blinds/curtains (photo 10 of 20)



**Bedroom 3 RHS near the staircase:**  
Windows/screens/locks/blinds/curtains (photo 11 of 20)





**Bedroom 3 RHS near the staircase:**  
Windows/screens/locks/blinds/curtains (photo 12 of 20)



**Bedroom 3 RHS near the staircase:**  
Windows/screens/locks/blinds/curtains (photo 13 of 20)




**Bedroom 3 RHS near the staircase:**  
Windows/screens/locks/blinds/curtains (photo 14 of 20)



**Bedroom 3 RHS near the staircase:**  
Windows/screens/locks/blinds/curtains (photo 15 of 20)



**Bedroom 3 RHS near the staircase:**  
Windows/screens/locks/blinds/curtains (photo 16 of 20)



**Bedroom 3 RHS near the staircase:**  
Windows/screens/locks/blinds/curtains (photo 17 of 20)



**Bedroom 3 RHS near the staircase:**  
Windows/screens/locks/blinds/curtains (photo 18 of 20)



**Bedroom 3 RHS near the staircase:**  
Windows/screens/locks/blinds/curtains (photo 19 of 20)



**Bedroom 3 RHS near the staircase:**  
Windows/screens/locks/blinds/curtains (photo 20 of 20)



Bedroom 3 RHS near the staircase: Light fittings/ceilings (photo 1 of 12)



Bedroom 3 RHS near the staircase: Light fittings/ceilings (photo 2 of 12)




Bedroom 3 RHS near the staircase: Light fittings/ceilings (photo 3 of 12)



Bedroom 3 RHS near the staircase: Light fittings/ceilings (photo 4 of 12)



Bedroom 3 RHS near the staircase: Light fittings/ceilings (photo 5 of 12)




Bedroom 3 RHS near the staircase: Light fittings/ceilings (photo 6 of 12)



Bedroom 3 RHS near the staircase: Light fittings/ceilings (photo 7 of 12)



Bedroom 3 RHS near the staircase: Light fittings/ceilings (photo 8 of 12)



Bedroom 3 RHS near the staircase: Light fittings/ceilings (photo 9 of 12)



Bedroom 3 RHS near the staircase: Light fittings/ceilings (photo 10 of 12)



Bedroom 3 RHS near the staircase: Light fittings/ceilings (photo 11 of 12)



Bedroom 3 RHS near the staircase: Light fittings/ceilings (photo 12 of 12)





Bedroom 3 RHS near the staircase: Floor coverings (photo 1 of 9)



Bedroom 3 RHS near the staircase: Floor coverings (photo 2 of 9)



Bedroom 3 RHS near the staircase: Floor coverings (photo 3 of 9)



Bedroom 3 RHS near the staircase: Floor coverings (photo 4 of 9)



Bedroom 3 RHS near the staircase: Floor coverings (photo 5 of 9)



Bedroom 3 RHS near the staircase: Floor coverings (photo 6 of 9)



Bedroom 3 RHS near the staircase: Floor coverings (photo 7 of 9)



Bedroom 3 RHS near the staircase: Floor coverings (photo 8 of 9)



Bedroom 3 RHS near the staircase: Floor coverings (photo 9 of 9)



Bedroom 3 RHS near the staircase: Power points (photo 1 of 3)



Bedroom 3 RHS near the staircase: Power points (photo 2 of 3)



Bedroom 3 RHS near the staircase: Power points (photo 3 of 3)



Bedroom 4 Downstairs Near The Staircase:  
Overall (photo 1 of 59)



Bedroom 4 Downstairs Near The Staircase:  
Overall (photo 2 of 59)



Bedroom 4 Downstairs Near The Staircase:  
Overall (photo 3 of 59)



Bedroom 4 Downstairs Near The Staircase:  
Overall (photo 4 of 59)



Bedroom 4 Downstairs Near The Staircase:  
Overall (photo 5 of 59)



Bedroom 4 Downstairs Near The Staircase:  
Overall (photo 6 of 59)



Bedroom 4 Downstairs Near The Staircase:  
Overall (photo 7 of 59)



Bedroom 4 Downstairs Near The Staircase:  
Overall (photo 8 of 59)



Bedroom 4 Downstairs Near The Staircase:  
Overall (photo 9 of 59)





Bedroom 4 Downstairs Near The Staircase:  
Overall (photo 10 of 59)



Bedroom 4 Downstairs Near The Staircase:  
Overall (photo 11 of 59)



Bedroom 4 Downstairs Near The Staircase:  
Overall (photo 12 of 59)



Bedroom 4 Downstairs Near The Staircase:  
Overall (photo 13 of 59)



Bedroom 4 Downstairs Near The Staircase:  
Overall (photo 14 of 59)



Bedroom 4 Downstairs Near The Staircase:  
Overall (photo 15 of 59)



Bedroom 4 Downstairs Near The Staircase:  
Overall (photo 16 of 59)



Bedroom 4 Downstairs Near The Staircase:  
Overall (photo 17 of 59)



Bedroom 4 Downstairs Near The Staircase:  
Overall (photo 18 of 59)



Bedroom 4 Downstairs Near The Staircase:  
Overall (photo 19 of 59)



Bedroom 4 Downstairs Near The Staircase:  
Overall (photo 20 of 59)




Bedroom 4 Downstairs Near The Staircase:  
Overall (photo 21 of 59)



Bedroom 4 Downstairs Near The Staircase:  
Overall (photo 22 of 59)




Bedroom 4 Downstairs Near The Staircase:  
Overall (photo 23 of 59)



Bedroom 4 Downstairs Near The Staircase:  
Overall (photo 24 of 59)



Bedroom 4 Downstairs Near The Staircase:  
Overall (photo 25 of 59)



Bedroom 4 Downstairs Near The Staircase:  
Overall (photo 26 of 59)




Bedroom 4 Downstairs Near The Staircase:  
Overall (photo 27 of 59)





Bedroom 4 Downstairs Near The Staircase:  
Overall (photo 28 of 59)



Bedroom 4 Downstairs Near The Staircase:  
Overall (photo 29 of 59)



Bedroom 4 Downstairs Near The Staircase:  
Overall (photo 30 of 59)



Bedroom 4 Downstairs Near The Staircase:  
Overall (photo 31 of 59)



Bedroom 4 Downstairs Near The Staircase:  
Overall (photo 32 of 59)



Bedroom 4 Downstairs Near The Staircase:  
Overall (photo 33 of 59)



Bedroom 4 Downstairs Near The Staircase:  
Overall (photo 34 of 59)




Bedroom 4 Downstairs Near The Staircase:  
Overall (photo 35 of 59)



Bedroom 4 Downstairs Near The Staircase:  
Overall (photo 36 of 59)



Bedroom 4 Downstairs Near The Staircase:  
Overall (photo 37 of 59)



Bedroom 4 Downstairs Near The Staircase:  
Overall (photo 38 of 59)



Bedroom 4 Downstairs Near The Staircase:  
Overall (photo 39 of 59)



Bedroom 4 Downstairs Near The Staircase:  
Overall (photo 40 of 59)



Bedroom 4 Downstairs Near The Staircase:  
Overall (photo 41 of 59)



Bedroom 4 Downstairs Near The Staircase:  
Overall (photo 42 of 59)



Bedroom 4 Downstairs Near The Staircase:  
Overall (photo 43 of 59)



Bedroom 4 Downstairs Near The Staircase:  
Overall (photo 44 of 59)



Bedroom 4 Downstairs Near The Staircase:  
Overall (photo 45 of 59)



Bedroom 4 Downstairs Near The Staircase:  
Overall (photo 46 of 59)



Bedroom 4 Downstairs Near The Staircase:  
Overall (photo 47 of 59)



Bedroom 4 Downstairs Near The Staircase:  
Overall (photo 48 of 59)





**Bedroom 4 Downstairs Near The Staircase:**  
Overall (photo 49 of 59)



**Bedroom 4 Downstairs Near The Staircase:**  
Overall (photo 50 of 59)



**Bedroom 4 Downstairs Near The Staircase:**  
Overall (photo 51 of 59)



**Bedroom 4 Downstairs Near The Staircase:**  
Overall (photo 52 of 59)



**Bedroom 4 Downstairs Near The Staircase:**  
Overall (photo 53 of 59)



**Bedroom 4 Downstairs Near The Staircase:**  
Overall (photo 54 of 59)



**Bedroom 4 Downstairs Near The Staircase:**  
Overall (photo 55 of 59)



**Bedroom 4 Downstairs Near The Staircase:**  
Overall (photo 56 of 59)



**Bedroom 4 Downstairs Near The Staircase:**  
Overall (photo 57 of 59)



**Bedroom 4 Downstairs Near The Staircase:**  
Overall (photo 58 of 59)



**Bedroom 4 Downstairs Near The Staircase:**  
Overall (photo 59 of 59)



**Bedroom 4 Downstairs Near The Staircase:**  
Skirting boards (photo 1 of 4)



**Bedroom 4 Downstairs Near The Staircase:**  
Skirting boards (photo 2 of 4)



**Bedroom 4 Downstairs Near The Staircase:**  
Skirting boards (photo 3 of 4)



**Bedroom 4 Downstairs Near The Staircase:**  
Skirting boards (photo 4 of 4)



**Bedroom 4 Downstairs Near The Staircase:**  
Floor coverings (photo 1 of 1)



**Bedroom 5 Downstairs Near The Door:**  
Overall (photo 1 of 124)



**Bedroom 5 Downstairs Near The Door:**  
Overall (photo 2 of 124)



**Bedroom 5 Downstairs Near The Door:**  
Overall (photo 3 of 124)



**Bedroom 5 Downstairs Near The Door:**  
Overall (photo 4 of 124)




**Bedroom 5 Downstairs Near The Door:**  
Overall (photo 5 of 124)



**Bedroom 5 Downstairs Near The Door:**  
Overall (photo 6 of 124)



**Bedroom 5 Downstairs Near The Door:**  
Overall (photo 7 of 124)



**Bedroom 5 Downstairs Near The Door:**  
Overall (photo 8 of 124)





**Bedroom 5 Downstairs Near The Door:**  
Overall (photo 9 of 124)



**Bedroom 5 Downstairs Near The Door:**  
Overall (photo 10 of 124)



**Bedroom 5 Downstairs Near The Door:**  
Overall (photo 11 of 124)



**Bedroom 5 Downstairs Near The Door:**  
Overall (photo 12 of 124)



**Bedroom 5 Downstairs Near The Door:**  
Overall (photo 13 of 124)



**Bedroom 5 Downstairs Near The Door:**  
Overall (photo 14 of 124)



**Bedroom 5 Downstairs Near The Door:**  
Overall (photo 15 of 124)



**Bedroom 5 Downstairs Near The Door:**  
Overall (photo 16 of 124)



**Bedroom 5 Downstairs Near The Door:**  
Overall (photo 17 of 124)



**Bedroom 5 Downstairs Near The Door:**  
Overall (photo 18 of 124)



**Bedroom 5 Downstairs Near The Door:**  
Overall (photo 19 of 124)



**Bedroom 5 Downstairs Near The Door:**  
Overall (photo 20 of 124)



Bedroom 5 Downstairs Near The Door:  
Overall (photo 21 of 124)



Bedroom 5 Downstairs Near The Door:  
Overall (photo 22 of 124)



Bedroom 5 Downstairs Near The Door:  
Overall (photo 23 of 124)



Bedroom 5 Downstairs Near The Door:  
Overall (photo 24 of 124)



Bedroom 5 Downstairs Near The Door:  
Overall (photo 25 of 124)



Bedroom 5 Downstairs Near The Door:  
Overall (photo 26 of 124)



Bedroom 5 Downstairs Near The Door:  
Overall (photo 27 of 124)



Bedroom 5 Downstairs Near The Door:  
Overall (photo 28 of 124)



Bedroom 5 Downstairs Near The Door:  
Overall (photo 29 of 124)



Bedroom 5 Downstairs Near The Door:  
Overall (photo 30 of 124)



Bedroom 5 Downstairs Near The Door:  
Overall (photo 31 of 124)



Bedroom 5 Downstairs Near The Door:  
Overall (photo 32 of 124)





**Bedroom 5 Downstairs Near The Door:**  
Overall (photo 33 of 124)



**Bedroom 5 Downstairs Near The Door:**  
Overall (photo 34 of 124)



**Bedroom 5 Downstairs Near The Door:**  
Overall (photo 35 of 124)



**Bedroom 5 Downstairs Near The Door:**  
Overall (photo 36 of 124)



**Bedroom 5 Downstairs Near The Door:**  
Overall (photo 37 of 124)



**Bedroom 5 Downstairs Near The Door:**  
Overall (photo 38 of 124)



**Bedroom 5 Downstairs Near The Door:**  
Overall (photo 39 of 124)



**Bedroom 5 Downstairs Near The Door:**  
Overall (photo 40 of 124)



**Bedroom 5 Downstairs Near The Door:**  
Overall (photo 41 of 124)



**Bedroom 5 Downstairs Near The Door:**  
Overall (photo 42 of 124)



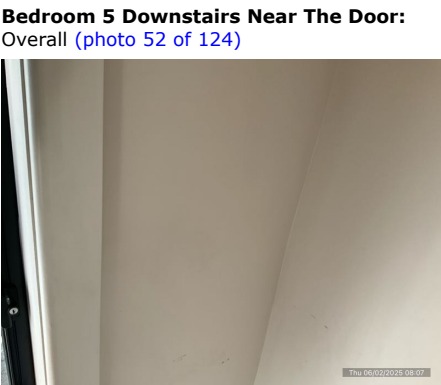
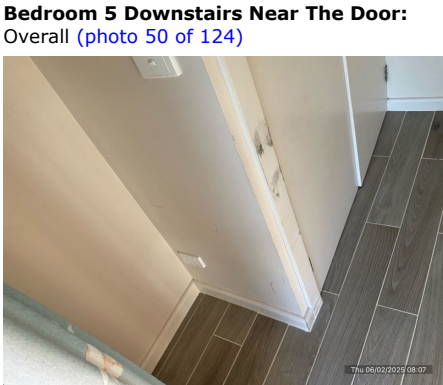
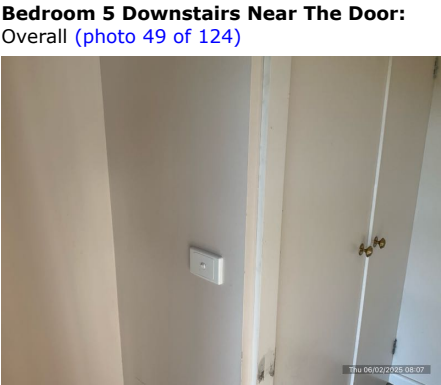



**Bedroom 5 Downstairs Near The Door:**  
Overall (photo 43 of 124)


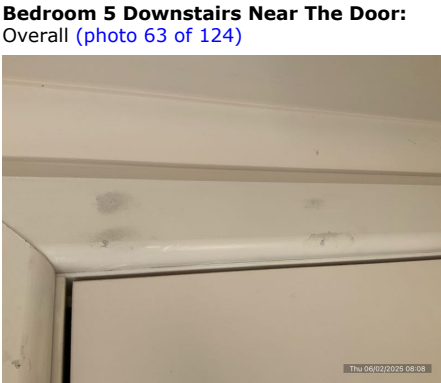


**Bedroom 5 Downstairs Near The Door:**  
Overall (photo 44 of 124)









**Bedroom 5 Downstairs Near The Door:**  
Overall (photo 66 of 124)



**Bedroom 5 Downstairs Near The Door:**  
Overall (photo 67 of 124)



**Bedroom 5 Downstairs Near The Door:**  
Overall (photo 68 of 124)



**Bedroom 5 Downstairs Near The Door:**  
Overall (photo 69 of 124)



**Bedroom 5 Downstairs Near The Door:**  
Overall (photo 70 of 124)



**Bedroom 5 Downstairs Near The Door:**  
Overall (photo 71 of 124)



**Bedroom 5 Downstairs Near The Door:**  
Overall (photo 72 of 124)



**Bedroom 5 Downstairs Near The Door:**  
Overall (photo 73 of 124)



**Bedroom 5 Downstairs Near The Door:**  
Overall (photo 74 of 124)



**Bedroom 5 Downstairs Near The Door:**  
Overall (photo 75 of 124)



**Bedroom 5 Downstairs Near The Door:**  
Overall (photo 76 of 124)



**Bedroom 5 Downstairs Near The Door:**  
Overall (photo 77 of 124)





**Bedroom 5 Downstairs Near The Door:**  
Overall [\(photo 78 of 124\)](#)



**Bedroom 5 Downstairs Near The Door:**  
Overall [\(photo 79 of 124\)](#)



**Bedroom 5 Downstairs Near The Door:**  
Overall [\(photo 80 of 124\)](#)



**Bedroom 5 Downstairs Near The Door:**  
Overall [\(photo 81 of 124\)](#)



**Bedroom 5 Downstairs Near The Door:**  
Overall [\(photo 82 of 124\)](#)



**Bedroom 5 Downstairs Near The Door:**  
Overall [\(photo 83 of 124\)](#)



**Bedroom 5 Downstairs Near The Door:**  
Overall [\(photo 84 of 124\)](#)



**Bedroom 5 Downstairs Near The Door:**  
Overall [\(photo 85 of 124\)](#)



**Bedroom 5 Downstairs Near The Door:**  
Overall [\(photo 86 of 124\)](#)



**Bedroom 5 Downstairs Near The Door:**  
Overall [\(photo 87 of 124\)](#)




**Bedroom 5 Downstairs Near The Door:**  
Overall [\(photo 88 of 124\)](#)



**Bedroom 5 Downstairs Near The Door:**  
Overall [\(photo 89 of 124\)](#)



**Bedroom 5 Downstairs Near The Door:**  
Overall (photo 90 of 124)



**Bedroom 5 Downstairs Near The Door:**  
Overall (photo 91 of 124)



**Bedroom 5 Downstairs Near The Door:**  
Overall (photo 92 of 124)




**Bedroom 5 Downstairs Near The Door:**  
Overall (photo 93 of 124)



**Bedroom 5 Downstairs Near The Door:**  
Overall (photo 94 of 124)



**Bedroom 5 Downstairs Near The Door:**  
Overall (photo 95 of 124)



**Bedroom 5 Downstairs Near The Door:**  
Overall (photo 96 of 124)



**Bedroom 5 Downstairs Near The Door:**  
Overall (photo 97 of 124)



**Bedroom 5 Downstairs Near The Door:**  
Overall (photo 98 of 124)



**Bedroom 5 Downstairs Near The Door:**  
Overall (photo 99 of 124)



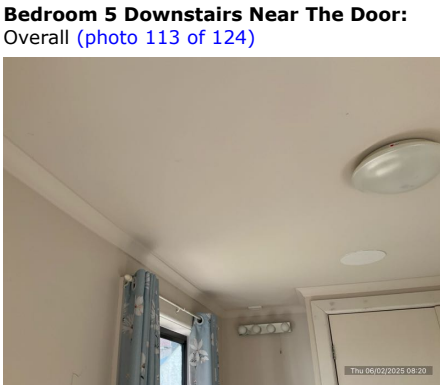
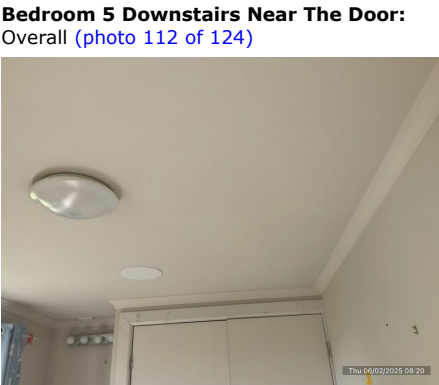

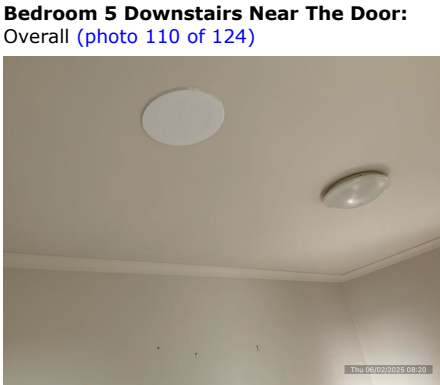
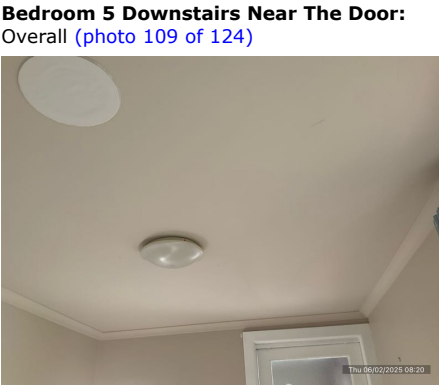
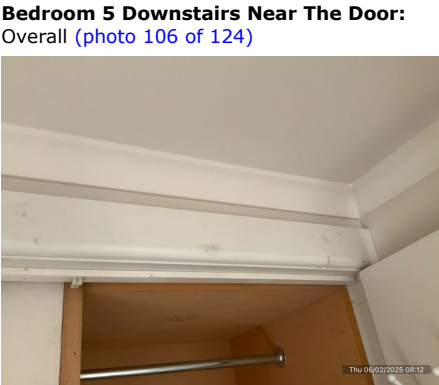
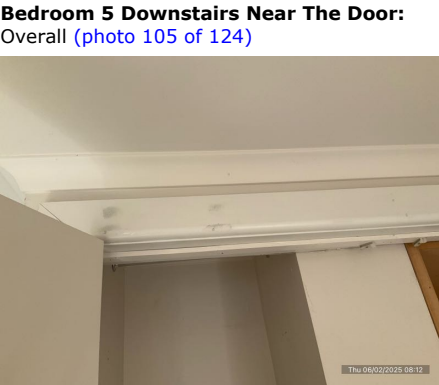


**Bedroom 5 Downstairs Near The Door:**  
Overall (photo 100 of 124)



**Bedroom 5 Downstairs Near The Door:**  
Overall (photo 101 of 124)







Bedroom 5 Downstairs Near The Door:  
Overall (photo 114 of 124)



Bedroom 5 Downstairs Near The Door:  
Overall (photo 115 of 124)



Bedroom 5 Downstairs Near The Door:  
Overall (photo 116 of 124)



Bedroom 5 Downstairs Near The Door:  
Overall (photo 117 of 124)



Bedroom 5 Downstairs Near The Door:  
Overall (photo 118 of 124)



Bedroom 5 Downstairs Near The Door:  
Overall (photo 119 of 124)



Bedroom 5 Downstairs Near The Door:  
Overall (photo 120 of 124)



Bedroom 5 Downstairs Near The Door:  
Overall (photo 121 of 124)



Bedroom 5 Downstairs Near The Door:  
Overall (photo 122 of 124)



Bedroom 5 Downstairs Near The Door:  
Overall (photo 123 of 124)



Bedroom 5 Downstairs Near The Door:  
Overall (photo 124 of 124)



Main Bathroom: Overall (photo 1 of 12)



Main Bathroom: Overall (photo 2 of 12)



Main Bathroom: Overall (photo 3 of 12)



Main Bathroom: Overall (photo 4 of 12)



Main Bathroom: Overall (photo 5 of 12)



Main Bathroom: Overall (photo 6 of 12)



Main Bathroom: Overall (photo 7 of 12)



Main Bathroom: Overall (photo 8 of 12)



Main Bathroom: Overall (photo 9 of 12)



Main Bathroom: Overall (photo 10 of 12)



Main Bathroom: Overall (photo 11 of 12)



Main Bathroom: Overall (photo 12 of 12)



Main Bathroom: Doors (photo 1 of 2)





Main Bathroom: Doors (photo 2 of 2)




Main Bathroom: Walls/floor coverings/tilings (photo 1 of 16)



Main Bathroom: Walls/floor coverings/tilings (photo 2 of 16)



Main Bathroom: Walls/floor coverings/tilings (photo 3 of 16)



Main Bathroom: Walls/floor coverings/tilings (photo 4 of 16)



Main Bathroom: Walls/floor coverings/tilings (photo 5 of 16)



Main Bathroom: Walls/floor coverings/tilings (photo 6 of 16)



Main Bathroom: Walls/floor coverings/tilings (photo 7 of 16)



Main Bathroom: Walls/floor coverings/tilings (photo 8 of 16)




Main Bathroom: Walls/floor coverings/tilings (photo 9 of 16)



Main Bathroom: Walls/floor coverings/tilings (photo 10 of 16)



Main Bathroom: Walls/floor coverings/tilings (photo 11 of 16)





**Main Bathroom:** Walls/floor coverings/tilings (photo 12 of 16)



**Main Bathroom:** Walls/floor coverings/tilings (photo 13 of 16)



**Main Bathroom:** Walls/floor coverings/tilings (photo 14 of 16)



**Main Bathroom:** Walls/floor coverings/tilings (photo 15 of 16)



**Main Bathroom:** Walls/floor coverings/tilings (photo 16 of 16)



**Main Bathroom:** Windows/screens/locks/blinds/curtains (photo 1 of 3)



**Main Bathroom:** Windows/screens/locks/blinds/curtains (photo 2 of 3)



**Main Bathroom:** Windows/screens/locks/blinds/curtains (photo 3 of 3)



**Main Bathroom:** Light fittings/ceilings (photo 1 of 9)



**Main Bathroom:** Light fittings/ceilings (photo 2 of 9)



**Main Bathroom:** Light fittings/ceilings (photo 3 of 9)



**Main Bathroom:** Light fittings/ceilings (photo 4 of 9)



Main Bathroom: Light fittings/ceilings (photo 5 of 9)



Main Bathroom: Light fittings/ceilings (photo 6 of 9)



Main Bathroom: Light fittings/ceilings (photo 7 of 9)



Main Bathroom: Light fittings/ceilings (photo 8 of 9)



Main Bathroom: Light fittings/ceilings (photo 9 of 9)



Main Bathroom: Power points (photo 1 of 4)



Main Bathroom: Power points (photo 2 of 4)



Main Bathroom: Power points (photo 3 of 4)



Main Bathroom: Power points (photo 4 of 4)



Main Bathroom: Shower screen/taps/shower (photo 1 of 17)



Main Bathroom: Shower screen/taps/shower (photo 2 of 17)



Main Bathroom: Shower screen/taps/shower (photo 3 of 17)





**Main Bathroom:** Shower screen/taps/shower  
(photo 4 of 17)



**Main Bathroom:** Shower screen/taps/shower  
(photo 5 of 17)



**Main Bathroom:** Shower screen/taps/shower  
(photo 6 of 17)



**Main Bathroom:** Shower screen/taps/shower  
(photo 7 of 17)



**Main Bathroom:** Shower screen/taps/shower  
(photo 8 of 17)



**Main Bathroom:** Shower screen/taps/shower  
(photo 9 of 17)



**Main Bathroom:** Shower screen/taps/shower  
(photo 10 of 17)



**Main Bathroom:** Shower screen/taps/shower  
(photo 11 of 17)



**Main Bathroom:** Shower screen/taps/shower  
(photo 12 of 17)



**Main Bathroom:** Shower screen/taps/shower  
(photo 13 of 17)



**Main Bathroom:** Shower screen/taps/shower  
(photo 14 of 17)



**Main Bathroom:** Shower screen/taps/shower  
(photo 15 of 17)





**Main Bathroom:** Shower screen/taps/shower  
(photo 16 of 17)



**Main Bathroom:** Shower screen/taps/shower  
(photo 17 of 17)



**Main Bathroom:** Wash  
basin/taps/mirror/cabinet (photo 1 of 10)



**Main Bathroom:** Wash  
basin/taps/mirror/cabinet (photo 2 of 10)



**Main Bathroom:** Wash  
basin/taps/mirror/cabinet (photo 3 of 10)



**Main Bathroom:** Wash  
basin/taps/mirror/cabinet (photo 4 of 10)



**Main Bathroom:** Wash  
basin/taps/mirror/cabinet (photo 5 of 10)



**Main Bathroom:** Wash  
basin/taps/mirror/cabinet (photo 6 of 10)



**Main Bathroom:** Wash  
basin/taps/mirror/cabinet (photo 7 of 10)



**Main Bathroom:** Wash  
basin/taps/mirror/cabinet (photo 8 of 10)



**Main Bathroom:** Wash  
basin/taps/mirror/cabinet (photo 9 of 10)



**Main Bathroom:** Wash  
basin/taps/mirror/cabinet (photo 10 of 10)





Main Bathroom: Towel rails (photo 1 of 4)



Main Bathroom: Towel rails (photo 2 of 4)



Main Bathroom: Towel rails (photo 3 of 4)



Main Bathroom: Towel rails (photo 4 of 4)



Main Bathroom: Toilet (photo 1 of 6)



Main Bathroom: Toilet (photo 2 of 6)



Main Bathroom: Toilet (photo 3 of 6)



Main Bathroom: Toilet (photo 4 of 6)



Main Bathroom: Toilet (photo 5 of 6)



Main Bathroom: Toilet (photo 6 of 6)



Main Bathroom: Exhaust fan/heating (photo 1 of 3)



Main Bathroom: Exhaust fan/heating (photo 2 of 3)





**Main Bathroom:** Exhaust fan/heating (photo 3 of 3)



**Main Bathroom #2/laundry:** Overall (photo 1 of 99)



**Main Bathroom #2/laundry:** Overall (photo 2 of 99)



**Main Bathroom #2/laundry:** Overall (photo 3 of 99)



**Main Bathroom #2/laundry:** Overall (photo 4 of 99)



**Main Bathroom #2/laundry:** Overall (photo 5 of 99)



**Main Bathroom #2/laundry:** Overall (photo 6 of 99)



**Main Bathroom #2/laundry:** Overall (photo 7 of 99)



**Main Bathroom #2/laundry:** Overall (photo 8 of 99)



**Main Bathroom #2/laundry:** Overall (photo 9 of 99)



**Main Bathroom #2/laundry:** Overall (photo 10 of 99)



**Main Bathroom #2/laundry:** Overall (photo 11 of 99)



Main Bathroom #2/laundry: Overall (photo 12 of 99)



Main Bathroom #2/laundry: Overall (photo 13 of 99)



Main Bathroom #2/laundry: Overall (photo 14 of 99)



Main Bathroom #2/laundry: Overall (photo 15 of 99)



Main Bathroom #2/laundry: Overall (photo 16 of 99)



Main Bathroom #2/laundry: Overall (photo 17 of 99)



Main Bathroom #2/laundry: Overall (photo 18 of 99)



Main Bathroom #2/laundry: Overall (photo 19 of 99)



Main Bathroom #2/laundry: Overall (photo 20 of 99)



Main Bathroom #2/laundry: Overall (photo 21 of 99)



Main Bathroom #2/laundry: Overall (photo 22 of 99)



Main Bathroom #2/laundry: Overall (photo 23 of 99)





Main Bathroom #2/laundry: Overall (photo 24 of 99)



Main Bathroom #2/laundry: Overall (photo 25 of 99)



Main Bathroom #2/laundry: Overall (photo 26 of 99)



Main Bathroom #2/laundry: Overall (photo 27 of 99)



Main Bathroom #2/laundry: Overall (photo 28 of 99)



Main Bathroom #2/laundry: Overall (photo 29 of 99)



Main Bathroom #2/laundry: Overall (photo 30 of 99)



Main Bathroom #2/laundry: Overall (photo 31 of 99)



Main Bathroom #2/laundry: Overall (photo 32 of 99)



Main Bathroom #2/laundry: Overall (photo 33 of 99)



Main Bathroom #2/laundry: Overall (photo 34 of 99)



Main Bathroom #2/laundry: Overall (photo 35 of 99)



Main Bathroom #2/laundry: Overall (photo 36 of 99)



Main Bathroom #2/laundry: Overall (photo 37 of 99)



Main Bathroom #2/laundry: Overall (photo 38 of 99)



Main Bathroom #2/laundry: Overall (photo 39 of 99)



Main Bathroom #2/laundry: Overall (photo 40 of 99)



Main Bathroom #2/laundry: Overall (photo 41 of 99)





Main Bathroom #2/laundry: Overall (photo 42 of 99)



Main Bathroom #2/laundry: Overall (photo 43 of 99)



Main Bathroom #2/laundry: Overall (photo 44 of 99)



Main Bathroom #2/laundry: Overall (photo 45 of 99)



Main Bathroom #2/laundry: Overall (photo 46 of 99)



Main Bathroom #2/laundry: Overall (photo 47 of 99)



Main Bathroom #2/laundry: Overall (photo 48 of 99)



Main Bathroom #2/laundry: Overall (photo 49 of 99)



Main Bathroom #2/laundry: Overall (photo 50 of 99)



Main Bathroom #2/laundry: Overall (photo 51 of 99)



Main Bathroom #2/laundry: Overall (photo 52 of 99)



Main Bathroom #2/laundry: Overall (photo 53 of 99)



Main Bathroom #2/laundry: Overall (photo 54 of 99)



Main Bathroom #2/laundry: Overall (photo 55 of 99)



Main Bathroom #2/laundry: Overall (photo 56 of 99)



Main Bathroom #2/laundry: Overall (photo 57 of 99)



Main Bathroom #2/laundry: Overall (photo 58 of 99)



Main Bathroom #2/laundry: Overall (photo 59 of 99)





Main Bathroom #2/laundry: Overall (photo 60 of 99)



Main Bathroom #2/laundry: Overall (photo 61 of 99)



Main Bathroom #2/laundry: Overall (photo 62 of 99)



Main Bathroom #2/laundry: Overall (photo 63 of 99)



Main Bathroom #2/laundry: Overall (photo 64 of 99)



Main Bathroom #2/laundry: Overall (photo 65 of 99)



Main Bathroom #2/laundry: Overall (photo 66 of 99)



Main Bathroom #2/laundry: Overall (photo 67 of 99)



Main Bathroom #2/laundry: Overall (photo 68 of 99)



Main Bathroom #2/laundry: Overall (photo 69 of 99)



Main Bathroom #2/laundry: Overall (photo 70 of 99)



Main Bathroom #2/laundry: Overall (photo 71 of 99)



Main Bathroom #2/laundry: Overall (photo 72 of 99)



Main Bathroom #2/laundry: Overall (photo 73 of 99)



Main Bathroom #2/laundry: Overall (photo 74 of 99)



Main Bathroom #2/laundry: Overall (photo 75 of 99)



Main Bathroom #2/laundry: Overall (photo 76 of 99)



Main Bathroom #2/laundry: Overall (photo 77 of 99)



Main Bathroom #2/laundry: Overall (photo 78 of 99)



Main Bathroom #2/laundry: Overall (photo 79 of 99)



Main Bathroom #2/laundry: Overall (photo 80 of 99)



Main Bathroom #2/laundry: Overall (photo 81 of 99)



Main Bathroom #2/laundry: Overall (photo 82 of 99)



Main Bathroom #2/laundry: Overall (photo 83 of 99)





Main Bathroom #2/laundry: Overall (photo 84 of 99)



Main Bathroom #2/laundry: Overall (photo 85 of 99)



Main Bathroom #2/laundry: Overall (photo 86 of 99)



Main Bathroom #2/laundry: Overall (photo 87 of 99)



Main Bathroom #2/laundry: Overall (photo 88 of 99)



Main Bathroom #2/laundry: Overall (photo 89 of 99)



Main Bathroom #2/laundry: Overall (photo 90 of 99)



Main Bathroom #2/laundry: Overall (photo 91 of 99)



Main Bathroom #2/laundry: Overall (photo 92 of 99)



Main Bathroom #2/laundry: Overall (photo 93 of 99)



Main Bathroom #2/laundry: Overall (photo 94 of 99)



Main Bathroom #2/laundry: Overall (photo 95 of 99)



Main Bathroom #2/laundry: Overall (photo 96 of 99)



Main Bathroom #2/laundry: Overall (photo 97 of 99)



Main Bathroom #2/laundry: Overall (photo 98 of 99)




Main Bathroom #2/laundry: Overall (photo 99 of 99)




General - Inside: Overall (photo 1 of 42)



General - Inside: Overall (photo 2 of 42)



General - Inside: Overall (photo 3 of 42)



General - Inside: Overall (photo 4 of 42)



General - Inside: Overall (photo 5 of 42)



General - Inside: Overall (photo 6 of 42)



General - Inside: Overall (photo 7 of 42)



General - Inside: Overall (photo 8 of 42)





General - Inside: Overall (photo 9 of 42)



General - Inside: Overall (photo 10 of 42)



General - Inside: Overall (photo 11 of 42)



General - Inside: Overall (photo 12 of 42)



General - Inside: Overall (photo 13 of 42)



General - Inside: Overall (photo 14 of 42)



General - Inside: Overall (photo 15 of 42)



General - Inside: Overall (photo 16 of 42)



General - Inside: Overall (photo 17 of 42)



General - Inside: Overall (photo 18 of 42)



General - Inside: Overall (photo 19 of 42)



General - Inside: Overall (photo 20 of 42)



General - Inside: Overall (photo 21 of 42)



General - Inside: Overall (photo 22 of 42)



General - Inside: Overall (photo 23 of 42)



General - Inside: Overall (photo 24 of 42)



General - Inside: Overall (photo 25 of 42)



General - Inside: Overall (photo 26 of 42)



General - Inside: Overall (photo 27 of 42)



General - Inside: Overall (photo 28 of 42)




General - Inside: Overall (photo 29 of 42)



General - Inside: Overall (photo 30 of 42)



General - Inside: Overall (photo 31 of 42)



General - Inside: Overall (photo 32 of 42)





General - Inside: Overall (photo 33 of 42)



General - Inside: Overall (photo 34 of 42)



General - Inside: Overall (photo 35 of 42)



General - Inside: Overall (photo 36 of 42)



General - Inside: Overall (photo 37 of 42)



General - Inside: Overall (photo 38 of 42)




General - Inside: Overall (photo 39 of 42)



General - Inside: Overall (photo 40 of 42)



General - Inside: Overall (photo 41 of 42)



General - Inside: Overall (photo 42 of 42)



General - Inside: Smoke detectors (photo 1 of 4)



General - Inside: Smoke detectors (photo 2 of 4)





General - Inside: Smoke detectors (photo 3 of 4)



General - Inside: Smoke detectors (photo 4 of 4)



General - Inside: Heating/cooling outside/hallway downstairs (photo 1 of 6)



General - Inside: Heating/cooling outside/hallway downstairs (photo 2 of 6)



General - Inside: Heating/cooling outside/hallway downstairs (photo 3 of 6)



General - Inside: Heating/cooling outside/hallway downstairs (photo 4 of 6)



General - Inside: Heating/cooling outside/hallway downstairs (photo 5 of 6)



General - Inside: Heating/cooling outside/hallway downstairs (photo 6 of 6)



General - Outside: Overall (photo 1 of 26)



General - Outside: Overall (photo 2 of 26)



General - Outside: Overall (photo 3 of 26)



General - Outside: Overall (photo 4 of 26)





General - Outside: Overall (photo 5 of 26)



General - Outside: Overall (photo 6 of 26)



General - Outside: Overall (photo 7 of 26)



General - Outside: Overall (photo 8 of 26)



General - Outside: Overall (photo 9 of 26)



General - Outside: Overall (photo 10 of 26)



General - Outside: Overall (photo 11 of 26)



General - Outside: Overall (photo 12 of 26)



General - Outside: Overall (photo 13 of 26)



General - Outside: Overall (photo 14 of 26)



General - Outside: Overall (photo 15 of 26)




General - Outside: Overall (photo 16 of 26)






General - Outside: Overall (photo 17 of 26)



General - Outside: Overall (photo 18 of 26)




General - Outside: Overall (photo 19 of 26)



General - Outside: Overall (photo 20 of 26)




General - Outside: Overall (photo 21 of 26)



General - Outside: Overall (photo 22 of 26)



General - Outside: Overall (photo 23 of 26)



General - Outside: Overall (photo 24 of 26)



General - Outside: Overall (photo 25 of 26)




General - Outside: Overall (photo 26 of 26)



General - Outside: Balcony/porch (photo 1 of 11)




General - Outside: Balcony/porch (photo 2 of 11)





General - Outside: Balcony/porch (photo 3 of 11)



General - Outside: Balcony/porch (photo 4 of 11)




General - Outside: Balcony/porch (photo 5 of 11)




General - Outside: Balcony/porch (photo 6 of 11)



General - Outside: Balcony/porch (photo 7 of 11)



General - Outside: Balcony/porch (photo 8 of 11)



General - Outside: Balcony/porch (photo 9 of 11)



General - Outside: Balcony/porch (photo 10 of 11)



General - Outside: Balcony/porch (photo 11 of 11)



General - Outside: Garage/car port (photo 1 of 25)



General - Outside: Garage/car port (photo 2 of 25)



General - Outside: Garage/car port (photo 3 of 25)





General - Outside: Garage/car port (photo 4 of 25)



General - Outside: Garage/car port (photo 5 of 25)



General - Outside: Garage/car port (photo 6 of 25)



General - Outside: Garage/car port (photo 7 of 25)



General - Outside: Garage/car port (photo 8 of 25)



General - Outside: Garage/car port (photo 9 of 25)



General - Outside: Garage/car port (photo 10 of 25)



General - Outside: Garage/car port (photo 11 of 25)



General - Outside: Garage/car port (photo 12 of 25)



General - Outside: Garage/car port (photo 13 of 25)



General - Outside: Garage/car port (photo 14 of 25)



General - Outside: Garage/car port (photo 15 of 25)





General - Outside: Garage/car port (photo 16 of 25)



General - Outside: Garage/car port (photo 17 of 25)



General - Outside: Garage/car port (photo 18 of 25)



General - Outside: Garage/car port (photo 19 of 25)



General - Outside: Garage/car port (photo 20 of 25)



General - Outside: Garage/car port (photo 21 of 25)



General - Outside: Garage/car port (photo 22 of 25)



General - Outside: Garage/car port (photo 23 of 25)




General - Outside: Garage/car port (photo 24 of 25)



General - Outside: Garage/car port (photo 25 of 25)



General - Outside: Gates/fences (photo 1 of 23)



General - Outside: Gates/fences (photo 2 of 23)





General - Outside: Gates/fences (photo 3 of 23)



General - Outside: Gates/fences (photo 4 of 23)



General - Outside: Gates/fences (photo 5 of 23)



General - Outside: Gates/fences (photo 6 of 23)



General - Outside: Gates/fences (photo 7 of 23)



General - Outside: Gates/fences (photo 8 of 23)



General - Outside: Gates/fences (photo 9 of 23)




General - Outside: Gates/fences (photo 10 of 23)



General - Outside: Gates/fences (photo 11 of 23)



General - Outside: Gates/fences (photo 12 of 23)



General - Outside: Gates/fences (photo 13 of 23)



General - Outside: Gates/fences (photo 14 of 23)






General - Outside: Gates/fences (photo 15 of 23)



General - Outside: Gates/fences (photo 16 of 23)



General - Outside: Gates/fences (photo 17 of 23)



General - Outside: Gates/fences (photo 18 of 23)



General - Outside: Gates/fences (photo 19 of 23)



General - Outside: Gates/fences (photo 20 of 23)



General - Outside: Gates/fences (photo 21 of 23)



General - Outside: Gates/fences (photo 22 of 23)



General - Outside: Gates/fences (photo 23 of 23)



General - Outside: Letterbox (photo 1 of 4)



General - Outside: Letterbox (photo 2 of 4)



General - Outside: Letterbox (photo 3 of 4)





General - Outside: Letterbox (photo 4 of 4)



General - Outside: Hot water system (photo 1 of 3)



General - Outside: Hot water system (photo 2 of 3)



General - Outside: Hot water system (photo 3 of 3)



General - Outside: Clothes line (photo 1 of 3)



General - Outside: Clothes line (photo 2 of 3)



General - Outside: Clothes line (photo 3 of 3)




General - Outside: Front garden (photo 1 of 15)



General - Outside: Front garden (photo 2 of 15)



General - Outside: Front garden (photo 3 of 15)



General - Outside: Front garden (photo 4 of 15)



General - Outside: Front garden (photo 5 of 15)





General - Outside: Front garden (photo 6 of 15)



General - Outside: Front garden (photo 7 of 15)



General - Outside: Front garden (photo 8 of 15)




General - Outside: Front garden (photo 9 of 15)



General - Outside: Front garden (photo 10 of 15)



General - Outside: Front garden (photo 11 of 15)



General - Outside: Front garden (photo 12 of 15)



General - Outside: Front garden (photo 13 of 15)



General - Outside: Front garden (photo 14 of 15)



General - Outside: Front garden (photo 15 of 15)



General - Outside: Back and side garden (photo 1 of 11)



General - Outside: Back and side garden (photo 2 of 11)





General - Outside: Back and side garden  
(photo 3 of 11)



General - Outside: Back and side garden  
(photo 4 of 11)



General - Outside: Back and side garden  
(photo 5 of 11)



General - Outside: Back and side garden  
(photo 6 of 11)



General - Outside: Back and side garden  
(photo 7 of 11)



General - Outside: Back and side garden  
(photo 8 of 11)



General - Outside: Back and side garden  
(photo 9 of 11)



General - Outside: Back and side garden  
(photo 10 of 11)



General - Outside: Back and side garden  
(photo 11 of 11)



General - Outside: Recycling bins/green waste  
(photo 1 of 10)



General - Outside: Recycling bins/green waste  
(photo 2 of 10)



General - Outside: Recycling bins/green waste  
(photo 3 of 10)





General - Outside: Recycling bins/green waste (photo 4 of 10)



General - Outside: Recycling bins/green waste (photo 5 of 10)



General - Outside: Recycling bins/green waste (photo 6 of 10)



General - Outside: Recycling bins/green waste (photo 7 of 10)



General - Outside: Recycling bins/green waste (photo 8 of 10)



General - Outside: Recycling bins/green waste (photo 9 of 10)



General - Outside: Recycling bins/green waste (photo 10 of 10)



General - Outside: Storage shed (photo 1 of 23)



General - Outside: Storage shed (photo 2 of 23)





General - Outside: Storage shed (photo 3 of 23)



General - Outside: Storage shed (photo 4 of 23)



General - Outside: Storage shed (photo 5 of 23)



General - Outside: Storage shed (photo 6 of 23)



General - Outside: Storage shed (photo 7 of 23)



General - Outside: Storage shed (photo 8 of 23)



General - Outside: Storage shed (photo 9 of 23)



General - Outside: Storage shed (photo 10 of 23)



General - Outside: Storage shed (photo 11 of 23)



General - Outside: Storage shed (photo 12 of 23)



General - Outside: Storage shed (photo 13 of 23)



General - Outside: Storage shed (photo 14 of 23)





General - Outside: Storage shed (photo 15 of 23)



General - Outside: Storage shed (photo 16 of 23)



General - Outside: Storage shed (photo 17 of 23)



General - Outside: Storage shed (photo 18 of 23)



General - Outside: Storage shed (photo 19 of 23)



General - Outside: Storage shed (photo 20 of 23)



General - Outside: Storage shed (photo 21 of 23)



General - Outside: Storage shed (photo 22 of 23)



General - Outside: Storage shed (photo 23 of 23)



**PART C — For The Start Of The Agreement Only****Communications:**

12. A telephone line is connected to the rental premises ☒ Yes ☐ No

13. An internet line is connected to the rental premises ☒ Yes ☐ No

14. The rental premises is connected to the NBN ☒ Yes ☐ No

15. Location of NBN

Living

**Information regarding safety:**

The rental provider must keep records of gas and electrical safety checks.  
The renter can request records of these safety checks.

16. Date of last smoke alarm testing Thursday 09/01/2025

17. Date of last electrical safety check Thursday 09/01/2025

18. Date of last gas safety check Thursday 09/01/2025

19. Date of last pool fence compliance check N/A

**Professional Cleaning:**

The residential rental provider must not require the renter to arrange professional cleaning or cleaning to a professional standard at the end of the tenancy unless –

(a) professional cleaning or cleaning to a professional standard was carried out to the rented premises immediately before the start of the tenancy and the renter was advised that professional cleaning or cleaning to a professional standard had been carried out to those premises immediately before the start of the tenancy; or

(b) professional cleaning or cleaning to a professional standard is required to restore the rented premises to the same condition they were in immediately before the start of the tenancy, having regard to the condition report and taking into account fair wear and tear.

20. Has the rented premises been professionally cleaned immediately prior to the start of this tenancy? ☒ Yes ☐ No

21. Date of professional cleaning Wednesday 05/02/2025

22. Comments

**Additional comments**



**PART D — Signatures****23. Agent**

Print Name: Cassandra Hutchings

Signature: 

Date: Wednesday 05/02/2025

**24. Renter(s)****Note:** Each renter must sign this report.I/we have read the agent's report and agree except where I have commented in **Part B** of this report.**25.** I/we have received and read the Condition Report for the above property and understand that it must be returned within 5 business days.**Note:** Renters should return one copy to the rental provider and keep the other copy in a safe place.**Main Renter**

Print Name: Fabia Reichlin

Signature: 

Signing Device: Windows 10 Other Chrome 132.0.0

Date:

21:45 Tuesday  
11/02/2025**Renter 2**

Print Name: Niklaus Messerli

Signature: 

Signing Device: Windows 10 Other Chrome 132.0.0

Date:

21:45 Tuesday  
11/02/2025**PART E — End of Rental Agreement Condition Report****Note:** This part is available from Exit Condition Report at the end of tenancy.**DISCLAIMER:**

*This Condition Report is a visual one carried out by Village Real Estate to assess the overall and general condition of the Property. As your property manager, our role is to manage the tenancy; we are not qualified to assess the structural aspects of areas including but not limited to staircases, decking and balconies or to ensure that plumbing, electrical or gas fixtures or fittings, glass windows, doors and balustrades, smoke alarms, asbestos, swimming pool safety barriers (and associated fittings) where applicable comply and operate in accordance with applicable building/council codes and/or laws and regulations. The inspection does not include inspecting the interiors of roof spaces or under floor cavities. It is recommended that all rental providers have regular inspections carried out by suitably qualified, licensed and insured contractors and experts in the appropriate areas when necessary. It is also recommended that all rental providers hold adequate insurance, including rental providers insurance.*

Renter Uploaded Photos (306 photos)

Entrance Hall: Front door/screen door/locks (photo 1 of 1)



Entrance Hall: Skirting Boards/walls (photo 1 of 2)



Entrance Hall: Skirting Boards/walls (photo 2 of 2)



Entrance Hall: Windows/screens/locks/blinds/curtains (photo 1 of 3)



Entrance Hall: Windows/screens/locks/blinds/curtains (photo 2 of 3)



Entrance Hall: Windows/screens/locks/blinds/curtains (photo 3 of 3)



Entrance Hall: Light fittings/ceiling (photo 1 of 1)

we agree, no additional photo here

Entrance Hall: Floor coverings (photo 1 of 2)



Entrance Hall: Floor coverings (photo 2 of 2)





Entrance Hall: Built in cupboard (photo 1 of 4)



Entrance Hall: Built in cupboard (photo 2 of 4)



Entrance Hall: Built in cupboard (photo 3 of 4)



Entrance Hall: Built in cupboard (photo 4 of 4)



Lounge room: Doors (photo 1 of 9)



Lounge room: Doors (photo 2 of 9)



Lounge room: Doors (photo 3 of 9)



Lounge room: Doors (photo 4 of 9)



Lounge room: Doors (photo 5 of 9)



Lounge room: Doors (photo 6 of 9)



Lounge room: Doors (photo 7 of 9)



Lounge room: Doors (photo 8 of 9)



Lounge room: Doors (photo 9 of 9)



Lounge room: Walls (photo 1 of 8)



Lounge room: Walls (photo 2 of 8)



Lounge room: Walls (photo 3 of 8)



Lounge room: Walls (photo 4 of 8)



Lounge room: Walls (photo 5 of 8)



Lounge room: Walls (photo 6 of 8)



Lounge room: Walls (photo 7 of 8)



Lounge room: Walls (photo 8 of 8)



Lounge room:  
Windows/screens/locks/blinds/curtains (photo 1 of 12)



Lounge room:  
Windows/screens/locks/blinds/curtains (photo 2 of 12)



Lounge room:  
Windows/screens/locks/blinds/curtains (photo 3 of 12)





**Lounge room:**  
Windows/screens/locks/blinds/curtains (photo 4 of 12)



**Lounge room:**  
Windows/screens/locks/blinds/curtains (photo 5 of 12)



**Lounge room:**  
Windows/screens/locks/blinds/curtains (photo 6 of 12)



**Lounge room:**  
Windows/screens/locks/blinds/curtains (photo 7 of 12)



**Lounge room:**  
Windows/screens/locks/blinds/curtains (photo 8 of 12)



**Lounge room:**  
Windows/screens/locks/blinds/curtains (photo 9 of 12)



**Lounge room:**  
Windows/screens/locks/blinds/curtains (photo 10 of 12)



**Lounge room:**  
Windows/screens/locks/blinds/curtains (photo 11 of 12)



**Lounge room:**  
Windows/screens/locks/blinds/curtains (photo 12 of 12)



Lounge room: Light fittings/ceilings (photo 1 of 4)



Lounge room: Light fittings/ceilings (photo 2 of 4)



Lounge room: Light fittings/ceilings (photo 3 of 4)



Lounge room: Light fittings/ceilings (photo 4 of 4)



Lounge room: Floor coverings/skirting boards (photo 1 of 8)



Lounge room: Floor coverings/skirting boards (photo 2 of 8)



Lounge room: Floor coverings/skirting boards (photo 3 of 8)



Lounge room: Floor coverings/skirting boards (photo 4 of 8)



Lounge room: Floor coverings/skirting boards (photo 5 of 8)



Lounge room: Floor coverings/skirting boards (photo 6 of 8)



Lounge room: Floor coverings/skirting boards (photo 7 of 8)



Lounge room: Floor coverings/skirting boards (photo 8 of 8)






**Lounge room:** Power points/tv connections/  
telephone connections (photo 1 of 1)

**we agree, no additional photo here**

**Kitchen/Meals:** Doors/balcony (photo 1 of 23)



**Kitchen/Meals:** Doors/balcony (photo 2 of 23)



**Kitchen/Meals:** Doors/balcony (photo 3 of 23)



**Kitchen/Meals:** Doors/balcony (photo 4 of 23)



**Kitchen/Meals:** Doors/balcony (photo 5 of 23)



**Kitchen/Meals:** Doors/balcony (photo 6 of 23)



**Kitchen/Meals:** Doors/balcony (photo 7 of 23)



**Kitchen/Meals:** Doors/balcony (photo 8 of 23)



**Kitchen/Meals:** Doors/balcony (photo 9 of 23)



**Kitchen/Meals:** Doors/balcony (photo 10 of 23)



**Kitchen/Meals:** Doors/balcony (photo 11 of 23)





Kitchen/Meals: Doors/balcony (photo 12 of 23)



Kitchen/Meals: Doors/balcony (photo 13 of 23)



Kitchen/Meals: Doors/balcony (photo 14 of 23)



Kitchen/Meals: Doors/balcony (photo 15 of 23)



Kitchen/Meals: Doors/balcony (photo 16 of 23)



Kitchen/Meals: Doors/balcony (photo 17 of 23)



Kitchen/Meals: Doors/balcony (photo 18 of 23)



Kitchen/Meals: Doors/balcony (photo 19 of 23)



Kitchen/Meals: Doors/balcony (photo 20 of 23)



Kitchen/Meals: Doors/balcony (photo 21 of 23)



Kitchen/Meals: Doors/balcony (photo 22 of 23)



Kitchen/Meals: Doors/balcony (photo 23 of 23)





Kitchen/Meals: Walls (photo 1 of 3)



Kitchen/Meals: Walls (photo 2 of 3)



Kitchen/Meals: Walls (photo 3 of 3)



Kitchen/Meals:  
Windows/screens/locks/blinds/curtains (photo 1 of 9)



Kitchen/Meals:  
Windows/screens/locks/blinds/curtains (photo 2 of 9)




Kitchen/Meals:  
Windows/screens/locks/blinds/curtains (photo 3 of 9)




Kitchen/Meals:  
Windows/screens/locks/blinds/curtains (photo 4 of 9)



Kitchen/Meals:  
Windows/screens/locks/blinds/curtains (photo 5 of 9)



Kitchen/Meals:  
Windows/screens/locks/blinds/curtains (photo 6 of 9)



Kitchen/Meals:  
Windows/screens/locks/blinds/curtains (photo 7 of 9)



Kitchen/Meals:  
Windows/screens/locks/blinds/curtains (photo 8 of 9)



Kitchen/Meals:  
Windows/screens/locks/blinds/curtains (photo 9 of 9)



**Kitchen/Meals:** Ceiling/light fittings (photo 1 of 4)



**Kitchen/Meals:** Ceiling/light fittings (photo 2 of 4)



**Kitchen/Meals:** Ceiling/light fittings (photo 3 of 4)



**Kitchen/Meals:** Ceiling/light fittings (photo 4 of 4)



**Kitchen/Meals:** Floor coverings/skirting boards (photo 1 of 10)



**Kitchen/Meals:** Floor coverings/skirting boards (photo 2 of 10)



**Kitchen/Meals:** Floor coverings/skirting boards (photo 3 of 10)



**Kitchen/Meals:** Floor coverings/skirting boards (photo 4 of 10)



**Kitchen/Meals:** Floor coverings/skirting boards (photo 5 of 10)





**Kitchen/Meals:** Floor coverings/skirting boards (photo 6 of 10)



**Kitchen/Meals:** Floor coverings/skirting boards (photo 7 of 10)



**Kitchen/Meals:** Floor coverings/skirting boards (photo 8 of 10)



**Kitchen/Meals:** Floor coverings/skirting boards (photo 9 of 10)



**Kitchen/Meals:** Floor coverings/skirting boards (photo 10 of 10)



**Kitchen/Meals:** Cupboards/drawers (photo 1 of 12)



**Kitchen/Meals:** Cupboards/drawers (photo 2 of 12)



**Kitchen/Meals:** Cupboards/drawers (photo 3 of 12)



**Kitchen/Meals:** Cupboards/drawers (photo 4 of 12)



**Kitchen/Meals:** Cupboards/drawers (photo 5 of 12)




**Kitchen/Meals:** Cupboards/drawers (photo 6 of 12)




**Kitchen/Meals:** Cupboards/drawers (photo 7 of 12)



**Kitchen/Meals:** Cupboards/drawers (photo 8 of 12)



**Kitchen/Meals:** Cupboards/drawers (photo 9 of 12)



**Kitchen/Meals:** Cupboards/drawers (photo 10 of 12)



**Kitchen/Meals:** Cupboards/drawers (photo 11 of 12)



**Kitchen/Meals:** Cupboards/drawers (photo 12 of 12)




**Kitchen/Meals:** Tiling (photo 1 of 1)



**Kitchen/Meals:** Hot plates/stove top/Exhaust fan/rangehood (photo 1 of 2)



**Kitchen/Meals:** Hot plates/stove top/Exhaust fan/rangehood (photo 2 of 2)



**Kitchen/Meals:** Dishwasher (photo 1 of 3)



**Kitchen/Meals:** Dishwasher (photo 2 of 3)



**Kitchen/Meals:** Dishwasher (photo 3 of 3)




**Bedroom 1 LHS:** Walls/picture hooks (photo 1 of 3)



**Bedroom 1 LHS:** Walls/picture hooks (photo 2 of 3)



**Bedroom 1 LHS:** Walls/picture hooks (photo 3 of 3)



**Bedroom 1 LHS:** Wardrobe/drawers (photo 1 of 1)



**Bedroom 1 LHS:** Windows/screens/locks/blinds/curtains (photo 1 of 8)



**Bedroom 1 LHS:** Windows/screens/locks/blinds/curtains (photo 2 of 8)



**Bedroom 1 LHS:** Windows/screens/locks/blinds/curtains (photo 3 of 8)





Bedroom 1 LHS: Windows/screens/locks/blinds /curtains (photo 4 of 8)



Bedroom 1 LHS: Windows/screens/locks/blinds /curtains (photo 5 of 8)



Bedroom 1 LHS: Windows/screens/locks/blinds /curtains (photo 6 of 8)



Bedroom 1 LHS: Windows/screens/locks/blinds /curtains (photo 7 of 8)



Bedroom 1 LHS: Windows/screens/locks/blinds /curtains (photo 8 of 8)



Bedroom 1 LHS: Floor coverings/skirting boards (photo 1 of 2)



Bedroom 1 LHS: Floor coverings/skirting boards (photo 2 of 2)



Bedroom 2 RHS: Walls (photo 1 of 1)



Bedroom 2 RHS: Windows/screens/locks/blinds /curtains (photo 1 of 12)



**Bedroom 2 RHS:**  
Windows/screens/locks/blinds /curtains (photo 2 of 12)



**Bedroom 2 RHS:**  
Windows/screens/locks/blinds /curtains (photo 3 of 12)



**Bedroom 2 RHS:**  
Windows/screens/locks/blinds /curtains (photo 4 of 12)



**Bedroom 2 RHS:**  
Windows/screens/locks/blinds /curtains (photo 5 of 12)



**Bedroom 2 RHS:**  
Windows/screens/locks/blinds /curtains (photo 6 of 12)



**Bedroom 2 RHS:**  
Windows/screens/locks/blinds /curtains (photo 7 of 12)



**Bedroom 2 RHS:**  
Windows/screens/locks/blinds /curtains (photo 8 of 12)



**Bedroom 2 RHS:**  
Windows/screens/locks/blinds /curtains (photo 9 of 12)



**Bedroom 2 RHS:**  
Windows/screens/locks/blinds /curtains (photo 10 of 12)






**Bedroom 2 RHS:**  
Windows/screens/locks/blinds /curtains (photo 11 of 12)



**Bedroom 2 RHS:**  
Windows/screens/locks/blinds /curtains (photo 12 of 12)



**Bedroom 2 RHS:** Light fittings/ceilings (photo 1 of 2)



**Bedroom 2 RHS:** Light fittings/ceilings (photo 2 of 2)



**Bedroom 2 RHS:** Floor coverings/skirting boards (photo 1 of 1)



**Bedroom 3 RHS near the staircase:** Doors (photo 1 of 1)



**Bedroom 3 RHS near the staircase:** Walls/ skirting boards (photo 1 of 12)



**Bedroom 3 RHS near the staircase:** Walls/ skirting boards (photo 2 of 12)



**Bedroom 3 RHS near the staircase:** Walls/ skirting boards (photo 3 of 12)



**Bedroom 3 RHS near the staircase:** Walls/ skirting boards (photo 4 of 12)



**Bedroom 3 RHS near the staircase:** Walls/ skirting boards (photo 5 of 12)



**Bedroom 3 RHS near the staircase:** Walls/ skirting boards (photo 6 of 12)



Bedroom 3 RHS near the staircase: Walls/ skirting boards (photo 7 of 12)



Bedroom 3 RHS near the staircase: Walls/ skirting boards (photo 8 of 12)



Bedroom 3 RHS near the staircase: Walls/ skirting boards (photo 9 of 12)



Bedroom 3 RHS near the staircase: Walls/ skirting boards (photo 10 of 12)



Bedroom 3 RHS near the staircase: Walls/ skirting boards (photo 11 of 12)



Bedroom 3 RHS near the staircase: Walls/ skirting boards (photo 12 of 12)



Bedroom 3 RHS near the staircase: Picture hooks (photo 1 of 2)



Bedroom 3 RHS near the staircase: Picture hooks (photo 2 of 2)



Bedroom 3 RHS near the staircase: Windows/screens/locks/blinds/curtains (photo 1 of 7)



Bedroom 3 RHS near the staircase: Windows/screens/locks/blinds/curtains (photo 2 of 7)



Bedroom 3 RHS near the staircase: Windows/screens/locks/blinds/curtains (photo 3 of 7)



Bedroom 3 RHS near the staircase: Windows/screens/locks/blinds/curtains (photo 4 of 7)





**Bedroom 3 RHS near the staircase:**  
Windows/screens/locks/blinds/curtains (photo 5 of 7)



**Bedroom 3 RHS near the staircase:**  
Windows/screens/locks/blinds/curtains (photo 6 of 7)



**Bedroom 3 RHS near the staircase:**  
Windows/screens/locks/blinds/curtains (photo 7 of 7)



**Bedroom 3 RHS near the staircase:** Floor coverings (photo 1 of 2)



**Bedroom 3 RHS near the staircase:** Floor coverings (photo 2 of 2)



**Bedroom 3 RHS near the staircase:** Power points (photo 1 of 1)

we agree, no additional photo here

**Bedroom 4 Downstairs Near The Staircase:**  
Doors (photo 1 of 1)



**Bedroom 4 Downstairs Near The Staircase:**  
Windows/screens/locks/blinds /curtains (photo 1 of 1)



**Bedroom 4 Downstairs Near The Staircase:**  
Ceiling (photo 1 of 1)



Bedroom 5 Downstairs Near The Door:  
Walls (photo 1 of 7)



Bedroom 5 Downstairs Near The Door:  
Walls (photo 2 of 7)



Bedroom 5 Downstairs Near The Door:  
Walls (photo 3 of 7)




Bedroom 5 Downstairs Near The Door:  
Walls (photo 4 of 7)



Bedroom 5 Downstairs Near The Door:  
Walls (photo 5 of 7)



Bedroom 5 Downstairs Near The Door:  
Walls (photo 6 of 7)



Bedroom 5 Downstairs Near The Door:  
Walls (photo 7 of 7)



Bedroom 5 Downstairs Near The Door:  
Ceiling/light fittings (photo 1 of 2)



Bedroom 5 Downstairs Near The Door:  
Ceiling/light fittings (photo 2 of 2)





**Bedroom 5 Downstairs Near The Door:** Floor coverings (photo 1 of 2)



**Bedroom 5 Downstairs Near The Door:** Floor coverings (photo 2 of 2)



**Main Bathroom:** Doors (photo 1 of 1)



**Main Bathroom:** Walls/floor coverings/tilings (photo 1 of 3)



**Main Bathroom:** Walls/floor coverings/tilings (photo 2 of 3)



**Main Bathroom:** Walls/floor coverings/tilings (photo 3 of 3)



**Main Bathroom:** Picture hooks (photo 1 of 1)



**Main Bathroom:** Windows/screens/locks/blinds/curtains (photo 1 of 4)



**Main Bathroom:** Windows/screens/locks/blinds/curtains (photo 2 of 4)



**Main Bathroom:** Windows/screens/locks/blinds/curtains (photo 3 of 4)



**Main Bathroom:** Windows/screens/locks/blinds/curtains (photo 4 of 4)



**Main Bathroom:** Light fittings/ceilings (photo 1 of 1)



**Main Bathroom:** Shower screen/taps/shower (photo 1 of 1)



**Main Bathroom:** Wash basin/taps/mirror/cabinet (photo 1 of 4)



**Main Bathroom:** Wash basin/taps/mirror/cabinet (photo 2 of 4)



**Main Bathroom:** Wash basin/taps/mirror/cabinet (photo 3 of 4)



**Main Bathroom:** Wash basin/taps/mirror/cabinet (photo 4 of 4)



**Main Bathroom:** Toilet (photo 1 of 1)



**Main Bathroom #2/laundry:** Doors (photo 1 of 7)



**Main Bathroom #2/laundry:** Doors (photo 2 of 7)



**Main Bathroom #2/laundry:** Doors (photo 3 of 7)




**Main Bathroom #2/laundry:** Doors (photo 4 of 7)



**Main Bathroom #2/laundry:** Doors (photo 5 of 7)



**Main Bathroom #2/laundry:** Doors (photo 6 of 7)





**Main Bathroom #2/laundry: Doors** (photo 7 of 7)



**Main Bathroom #2/laundry: Walls** (photo 1 of 4)



**Main Bathroom #2/laundry: Walls** (photo 2 of 4)



**Main Bathroom #2/laundry: Walls** (photo 3 of 4)



**Main Bathroom #2/laundry: Walls** (photo 4 of 4)



**Main Bathroom #2/laundry: Skirting boards** (photo 1 of 3)



**Main Bathroom #2/laundry: Skirting boards** (photo 2 of 3)



**Main Bathroom #2/laundry: Skirting boards** (photo 3 of 3)



**Main Bathroom #2/laundry: Windows/screens/locks/blinds/curtains** (photo 1 of 1)



**Main Bathroom #2/laundry: Ceiling/light fittings** (photo 1 of 2)



**Main Bathroom #2/laundry: Ceiling/light fittings** (photo 2 of 2)



**Main Bathroom #2/laundry: Floor coverings** (photo 1 of 2)




**Main Bathroom #2/laundry:** Floor coverings (photo 2 of 2)



**Main Bathroom #2/laundry:** Bath/taps (photo 1 of 1)



**Main Bathroom #2/laundry:** Shower/screen/taps (photo 1 of 1)



**Main Bathroom #2/laundry:** Wash basin/bench tops/ taps (photo 1 of 7)



**Main Bathroom #2/laundry:** Wash basin/bench tops/ taps (photo 2 of 7)



**Main Bathroom #2/laundry:** Wash basin/bench tops/ taps (photo 3 of 7)



**Main Bathroom #2/laundry:** Wash basin/bench tops/ taps (photo 4 of 7)



**Main Bathroom #2/laundry:** Wash basin/bench tops/ taps (photo 5 of 7)



**Main Bathroom #2/laundry:** Wash basin/bench tops/ taps (photo 6 of 7)




**Main Bathroom #2/laundry:** Wash basin/bench tops/ taps (photo 7 of 7)



**Main Bathroom #2/laundry:** Mirror (photo 1 of 3)



**Main Bathroom #2/laundry:** Mirror (photo 2 of 3)





Main Bathroom #2/laundry: Mirror (photo 3 of 3)



Main Bathroom #2/laundry: Toilet (photo 1 of 2)



Main Bathroom #2/laundry: Toilet (photo 2 of 2)



General - Inside: Staircases (photo 1 of 8)



General - Inside: Staircases (photo 2 of 8)




General - Inside: Staircases (photo 3 of 8)



General - Inside: Staircases (photo 4 of 8)



General - Inside: Staircases (photo 5 of 8)



General - Inside: Staircases (photo 6 of 8)



General - Inside: Staircases (photo 7 of 8)



General - Inside: Staircases (photo 8 of 8)



General - Inside: Phone lines/Connections (photo 1 of 1)

we agree, no additional photo here

General - Inside: Heating/cooling  
outside/hallway downstairs (photo 1 of 17)



General - Inside: Heating/cooling  
outside/hallway downstairs (photo 2 of 17)



General - Inside: Heating/cooling  
outside/hallway downstairs (photo 3 of 17)



General - Inside: Heating/cooling  
outside/hallway downstairs (photo 4 of 17)



General - Inside: Heating/cooling  
outside/hallway downstairs (photo 5 of 17)



General - Inside: Heating/cooling  
outside/hallway downstairs (photo 6 of 17)



General - Inside: Heating/cooling  
outside/hallway downstairs (photo 7 of 17)



General - Inside: Heating/cooling  
outside/hallway downstairs (photo 8 of 17)



General - Inside: Heating/cooling  
outside/hallway downstairs (photo 9 of 17)



General - Inside: Heating/cooling  
outside/hallway downstairs (photo 10 of 17)



General - Inside: Heating/cooling  
outside/hallway downstairs (photo 11 of 17)



General - Inside: Heating/cooling  
outside/hallway downstairs (photo 12 of 17)




General - Inside: Heating/cooling  
outside/hallway downstairs (photo 13 of 17)



General - Inside: Heating/cooling  
outside/hallway downstairs (photo 14 of 17)



General - Inside: Heating/cooling  
outside/hallway downstairs (photo 15 of 17)





General - Inside: Heating/cooling outside/hallway downstairs (photo 16 of 17)




General - Inside: Heating/cooling outside/hallway downstairs (photo 17 of 17)



General - Outside: Balcony/porch (photo 1 of 5)



General - Outside: Balcony/porch (photo 2 of 5)



General - Outside: Balcony/porch (photo 3 of 5)



General - Outside: Balcony/porch (photo 4 of 5)



General - Outside: Balcony/porch (photo 5 of 5)



General - Outside: Letterbox (photo 1 of 1)



General - Outside: Hot water system (photo 1 of 1)



General - Outside: Back and side garden  
(photo 1 of 21)



General - Outside: Back and side garden  
(photo 2 of 21)



General - Outside: Back and side garden  
(photo 3 of 21)



General - Outside: Back and side garden  
(photo 4 of 21)



General - Outside: Back and side garden  
(photo 5 of 21)



General - Outside: Back and side garden  
(photo 6 of 21)



General - Outside: Back and side garden  
(photo 7 of 21)



General - Outside: Back and side garden  
(photo 8 of 21)



General - Outside: Back and side garden  
(photo 9 of 21)





General - Outside: Back and side garden  
(photo 10 of 21)



General - Outside: Back and side garden  
(photo 11 of 21)



General - Outside: Back and side garden  
(photo 12 of 21)



General - Outside: Back and side garden  
(photo 13 of 21)



General - Outside: Back and side garden  
(photo 14 of 21)



General - Outside: Back and side garden  
(photo 15 of 21)



General - Outside: Back and side garden  
(photo 16 of 21)



General - Outside: Back and side garden  
(photo 17 of 21)



General - Outside: Back and side garden  
(photo 18 of 21)



General - Outside: Back and side garden (photo 19 of 21)



General - Outside: Back and side garden (photo 20 of 21)



General - Outside: Back and side garden (photo 21 of 21)



General - Outside: Storage shed (photo 1 of 11)



General - Outside: Storage shed (photo 2 of 11)



General - Outside: Storage shed (photo 3 of 11)



General - Outside: Storage shed (photo 4 of 11)



General - Outside: Storage shed (photo 5 of 11)



General - Outside: Storage shed (photo 6 of 11)



General - Outside: Storage shed (photo 7 of 11)



General - Outside: Storage shed (photo 8 of 11)



General - Outside: Storage shed (photo 9 of 11)





General - Outside: Storage shed (photo 10 of 11)



General - Outside: Storage shed (photo 11 of 11)



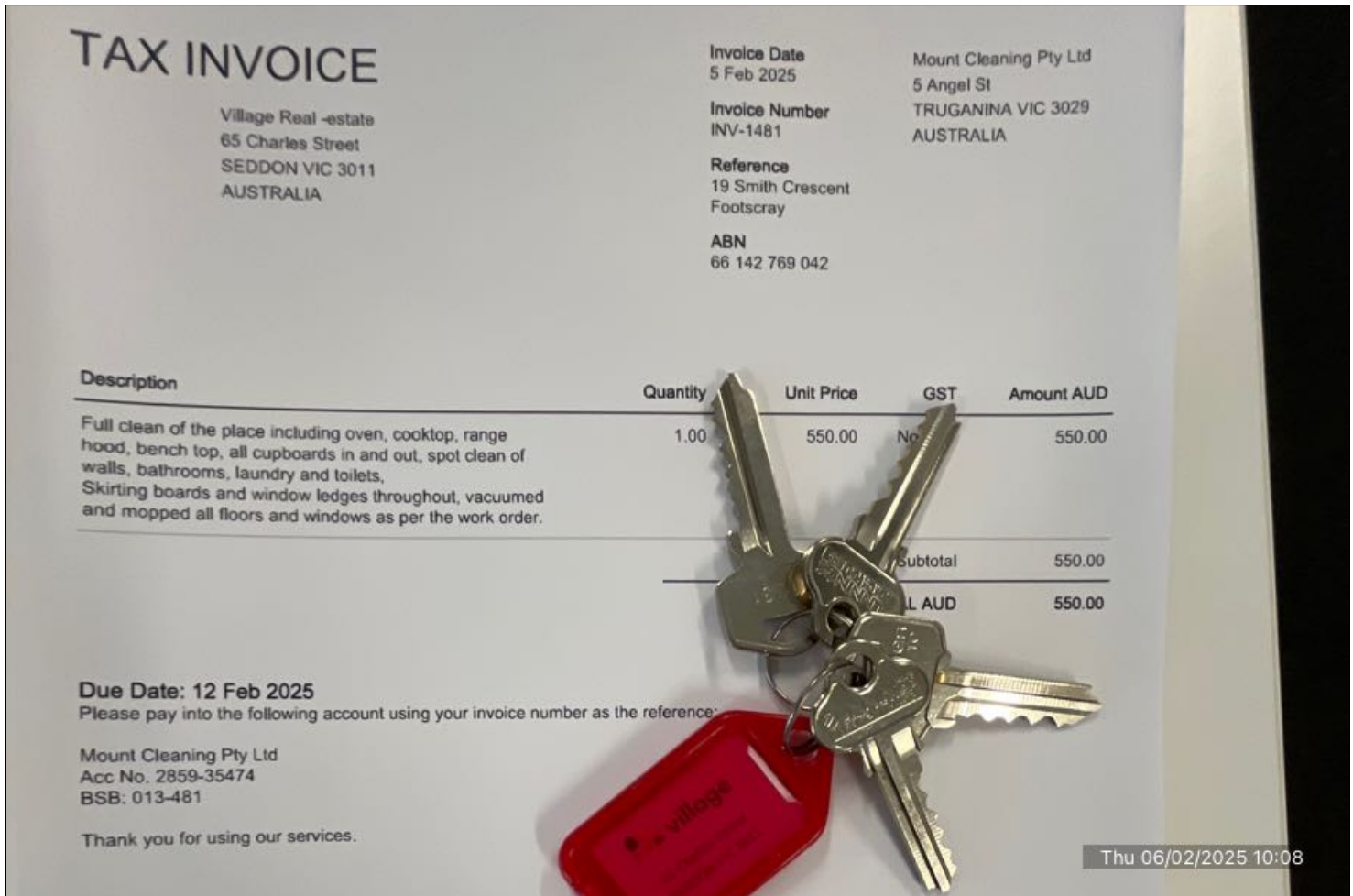
General - Outside: NBN (photo 1 of 1)

no pictures

Tue 11/02/2025 21:32

## Keys Supplied to Renters

19 Smith Cres, Footscray, VIC 3011



**Notes:**

- 2 sets of keys
- Parking permit in property
- Fence works have started
- Cleaning invoice provided to renter as confirmation of works being done

### Renter's Acknowledgement

I/we hereby acknowledge and agree:

1. That I/we have been supplied with the above keys/remote(s).
2. All keys/remote(s) must be returned to the Village Real Estate office upon vacating the premises and if I/we do not return any items, a locksmith will be engaged at my/our cost.
3. Rent will be charged until all keys/remote(s) are returned to the Village Real Estate office at the end of the tenancy.
4. That I/we will receive a link via email to the paperless condition report to be reviewed and completed electronically.
5. That the email link to the paperless condition report will expire after 5 business days and I/we must complete it within this timeframe.
6. Receiving the Rental Agreement (Lease).
7. Receiving a copy of the electronic version of the "Renting a Home - A Guide for Renters" in the original Congratulations email from Village Real Estate.



**Name:**  
Print Name:

Fabia Reichlin

Signature:

F. Reichlin  
Signing Device: Windows 10 Other Chrome 132.0.0

Date:

17:37 Tuesday  
11/02/2025

## Paperless Condition Report Audit Trail

Fabia Reichlin (Main Renter)  
Niklaus Messerli (Renter)

- Thu, 06/02/2025 10:14 - Invitation email sent to Fabia Reichlin
- Thu, 06/02/2025 10:14 - Invitation email **delivered**
- Thu, 06/02/2025 10:14 - Fabia Reichlin **viewed** Invitation email from (IP: 66.249.92.142)
- Thu, 06/02/2025 10:51 - Fabia Reichlin **viewed** Invitation email from (IP: 66.249.84.225)
- Tue, 11/02/2025 17:33 - Fabia Reichlin **clicked** Review & sign Key Form from (IP: 101.119.95.203)
- Tue, 11/02/2025 17:34 - Key Form 'start' button was **clicked** by Fabia Reichlin from (Windows 10 Other Chrome 132.0.0, IP: 101.119.95.203)
- Tue, 11/02/2025 17:38 - Fabia Reichlin **signed & submitted** the Key Form from (Windows 10 Other Chrome 132.0.0, IP: 101.119.95.203)
- Tue, 11/02/2025 17:39 - Fabia Reichlin **clicked** Review, amend & sign this condition report from (IP: 101.119.95.203)
- Tue, 11/02/2025 17:41 - Fabia Reichlin **clicked** 'start' button to view the Entry Condition Report from (Windows 10 Other Chrome 132.0.0, IP: 101.119.95.203)
- Tue, 11/02/2025 19:54 - Fabia Reichlin **clicked** Review, amend & sign this condition report from (IP: 101.119.95.203)
- Tue, 11/02/2025 19:54 - Fabia Reichlin **clicked** 'start' button to view the Entry Condition Report from (Windows 10 Other Chrome 132.0.0, IP: 101.119.95.203)
- Tue, 11/02/2025 21:13 - Fabia Reichlin **clicked** Review, amend & sign this condition report from (IP: 101.119.95.203)
- Tue, 11/02/2025 21:13 - Fabia Reichlin **clicked** 'start' button to view the Entry Condition Report from (Windows 10 Other Chrome 132.0.0, IP: 101.119.95.203)
- Tue, 11/02/2025 21:46 - Fabia Reichlin & Niklaus Messerli **signed & submitted** the Paperless Condition Report from (Windows 10 Other Chrome 132.0.0, IP: 101.119.95.203)